

**NEW
ACCESSORY!**

Spee-D[®] Basin Riser

Greater Installation Flexibility

Allows for deeper Spee-D[®] Basin outletting, positive drainage when used in series, and proper soil-cover depths when using Spee-D[®] Basins with EZflow[®] engineered French drain

Easy Alternative to Pipe

Readily available, provides 6" height with cut guides down to 2"

Works with All Spee-D[®] Basins

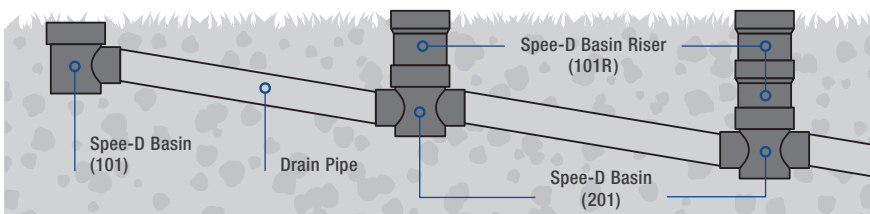
& Spee-D[®] Basin-Compatible Grates and Pop-Up Emitters



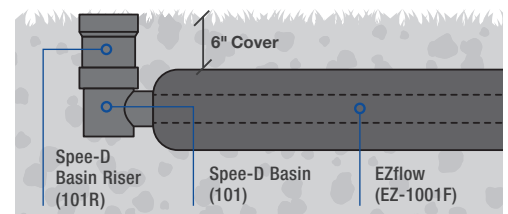
*Perfect fit for
Spee-D[®] Basin*

*Marked in 1"
increments – cut to
desired riser height*

SPEE-D[®] BASIN RISER
MODEL NO. 101R



Spee-D[®] Basin with Risers in Series



Spee-D[®] Basin with Riser & EZflow[®]

Spee-D[®] Basin

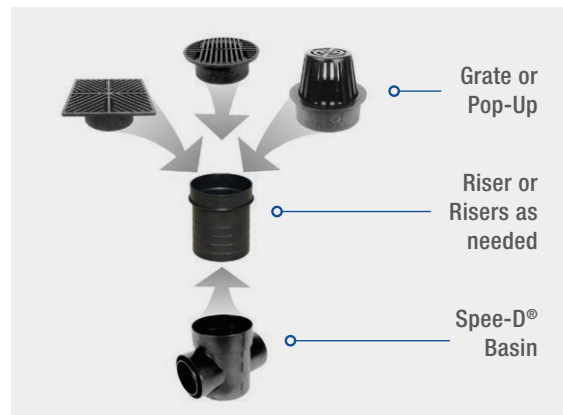
Compact Drainage Solution for Lawn & Landscape Areas

- Sump area collects debris and prevents clogging
- Convenient kit options include popular grates
- Multiple outlet and grate options available
- Compatible with 3" and 4" pipes, smooth and corrugated



SPEE-D[®] BASIN
MODEL NO. 101

Compact 6" Round Spee-D® Basins are easy to install and ideal for capturing runoff from smaller drainage areas as part of a comprehensive drainage solution. Spee-D® Basins are compatible with over 30 NDS grates including round, square and atrium options in plastic and metal. Also use with 6" Pop-Up Emitters to provide a point of overflow at the drainage system outlet.



Spee-D® Basins & Kits

Model No.	Description	Color	Pkg. Qty.	Wt. Ea. (lbs.)	Class	Specifications
101	Single 3" and 4" Locking Outlet	Black	10	1.60	10ND	6" styrene catch basin with locking outlet. 68 GPM per outlet capacity.
101ATBLKIT	Spee-D® Basin with 6" Atrium Grate	Black Grate	8	2.22	10ND	
101GRKIT	Spee-D® Basin with 6" Round Grate	Green Grate	6	2.09	10ND	
101SQGRKIT	Spee-D® Basin with 9" x 9" Square Grate	Green Grate	8	2.71	10ND	
201	Double 3" and 4" Locking Outlets	Black	10	1.83	10ND	Kits contain single outlet basin & grate as described.
250	Two 3" and 4" 90° Outlets	Black	12	1.64	10ND	6" styrene catch basin with locking outlet. 83 GPM per outlet capacity.
300	Three 3" and 4" Outlets	Black	12	1.82	10ND	
350	Four 3" and 4" Outlets	Black	12	2.00	10ND	
625	Spee-D® Basin with 6" Pop-Up Emitter	Green Pop-Up	8	2.21	10ND	Single-outlet Spee-D Basin and 6" round spring-loaded polyolefin Pop-Up Drainage Emitter with UV inhibitors. 88 GPM outflow.

Spee-D Basins and kits fit 3" or 4" Sewer & Drain Pipe, 3" or 4" Corrugated Pipe, 4" Sch. 40 and 3" & 4" Triple Wall Pipe. Use new Spee-D Riser or 6" Sewer & Drain Pipe as a riser for all 6" round catch basins. Use waterproof silicone to make water-tight connections. Locking Outlet snaps on to most 3" and 4" corrugated pipe.

NEW Spee-D® Basin Riser

Model No.	Description	Color	Pkg. Qty.	Wt. Ea. (lbs.)	Class	Specifications
101R	Spee-D Basin Riser	Black	12	1.07	10ND	6" Riser for Spee-D Basin. Styrene.

Use with any Spee-D Basin to add from 2" to 6" riser height to top of basin. Works with all Spee-D Basin-compatible grates and Pop-Up Emitters. Can be cut to desired height in 1" increments using integrated cut guidelines. Riser allows for deeper basin outletting, positive drainage in a series of basins and proper soil-cover depths when using a basin with EZflow engineered French drain.

Spee-D® Basin Compatible Grates & Pop-Up

Plastic							Brass			Iron	Pop-Up
6" round	8" round	6" atrium	6" square	7" square	8" square	9" square	6" square	6" round	6" atrium	6" round	6" round
40	10	80	637	771	881	950	921B	918B	90B	D6	620
50	20	81	639	772	882	960	921PB	918PB			
60	30	90		773	883	970					
60S	30S	90S		773S	883S	970S					



Download our Mobile App – Search for NDS Drainage

Take the powerful resources of the NDS site with you on the go! Access our product catalog, online calculators and planning tools.



Visit ndspro.com for:



Videos



Tools/
Calculators



Downloads



Case
Studies



Request
a Quote

NDS Customer Service

851 N. Harvard Ave., Lindsay, CA 93247
Phone: 800.726.1994 · 559.562.9888
Fax: 800.726.1998 · 559.562.4488