

NDS®

We put water in its place

NDS, INC.
851 NORTH HARVARD AVE.
LINDSAY, CA 93247
TOLL FREE: 1-800-726-1994
PHONE: (559) 562-9888
FAX: (559) 562-4488
www.ndspro.com

TUFFTRACK PRODUCT DESCRIPTION

PANEL SIZE: 24" X 24" X 1 1/2"

CELLS PER PANEL: (120) 2-1/2" HEXAGONAL CELLS

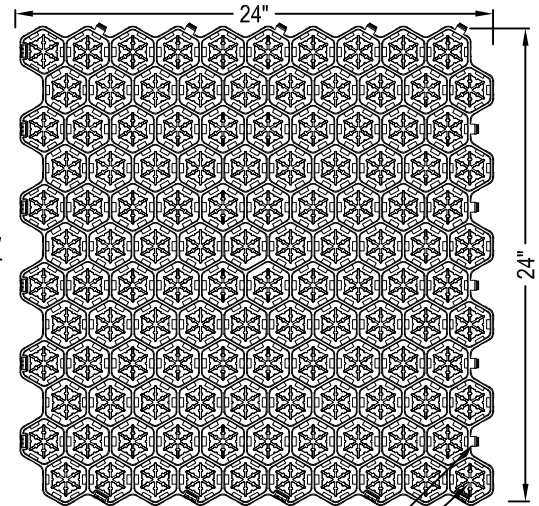
NESTED HONEYCOMB CELL: 81,744PSF

LAYOUT COMPRESSIVE 568 PSI

STRENGTH EXCEEDS H2O
LOADING

SOIL SEPARATOR MAY BE REQUIRED
ABOVE STONE BASE MATERIAL IF USING
AGGREGATE WITH A HIGH VOID RATIO.

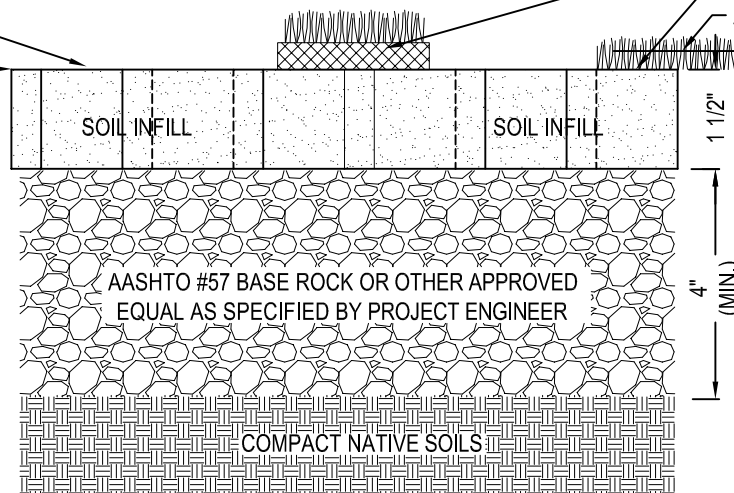
PLAN VIEW



SNAP LATCHING SYSTEM
TUFFTRACK GRASS ROAD PAVER

"SOD" PLANTING LEVELS
"SEED" PLANTING LEVELS
ADJOINING FINISH GRADE

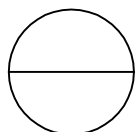
TUFFTRACK GRASS ROAD PAVER
PAVER GRIDWORK FINISH GRADE



SECTION

NOTES:

1. EXISTING SOILS SHOULD BE EVALUATED TO ENSURE PROPER STRUCTURAL AND PERMEABILITY PROPERTIES.
2. INSTALLATION TO BE COMPLETED IN ACCORDANCE WITH MANUFACTURER'S SPECIFICATIONS.
3. DO NOT SCALE DRAWING.
4. THIS DRAWING IS INTENDED FOR USE BY ARCHITECTS, ENGINEERS, CONTRACTORS, CONSULTANTS AND DESIGN PROFESSIONALS FOR PLANNING PURPOSES ONLY.
5. ALL INFORMATION CONTAINED HEREIN WAS CURRENT AT THE TIME OF DEVELOPMENT BUT MUST BE REVIEWED AND APPROVED BY THE PRODUCT MANUFACTURER TO BE CONSIDERED ACCURATE.



TUFFTRACK GRASS ROAD PAVERS

LIGHT LOAD

