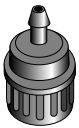
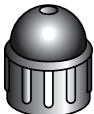






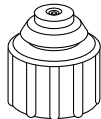
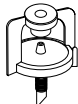
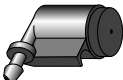
PRESSURE COMPENSATING EMITTERS

	Part No.	Description	Color	Bag Qty./ Box Qty.	Wt. per 100 (lbs.)	Product Class
	UF 5	1/2 gph, pressure compensating emitter, 1/4" barbed outlet nipple (1/2" FIPT base)	brown	100/500	1.6	21DI
	UF 10	1 gph, pressure compensating emitter, 1/4" barbed outlet nipple (1/2" FIPT base)	black	100/500	1.6	21DI
	UF 20	2 gph, pressure compensating emitter, 1/4" barbed outlet nipple (1/2" FIPT base)	green	100/500	1.6	21DI
	UFC 10	1 gph pressure compensating, self-flushing emitter w/1/2" FIPT base	black	100/500	1.6	21DI
	UFC 20	2 gph pressure compensating, self-flushing emitter w/1/2" FIPT base	green	100/500	1.6	21DI

NON-COMPENSATING EMITTERS

	Part No.	Description	Color	Bag Qty./ Box Qty.	Wt. per 100 (lbs.)	Product Class
	TAE 10	1 gph, laminar flow, take apart Super-Flo™ Emitter	black	100/2,000	0.4	21DI
	TAE 20	2 gph, laminar flow, take apart Super-Flo™ Emitter	green	100/2,000	0.4	21DI
	TAE 40	4 gph, laminar flow, take apart Super-Flo™ Emitter	blue	100/2,000	0.4	21DI
	MIL 5	1/2 gph, Mini-Flo™ mini-inline emitter	red	100/2,000	0.5	21DI
	MIL 10	1 gph, Mini-Flo™ mini-inline emitter	black	100/2,000	0.5	21DI

MISTERS

	Part No.	Description	Color	Bag Qty./ Box Qty.	Wt. per 100 (lbs.)	Product Class
	TUR 5	1/2 gph misting nozzle with 100 mesh strainer (1/8" MPT inlet) Turbo-Flo™ Mister	white	25/100	0.6	21DI
	TUR 7	3/4 gph misting nozzle with 100 mesh strainer (1/8" MPT inlet) Turbo-Flo™ Mister	grey	25/100	0.6	21DI
	TUR 10	1 gph misting nozzle with 100 mesh strainer (1/8" MPT inlet) Turbo-Flo™ Mister	tan	25/100	0.6	21DI
	TUR 16	1.5 gph misting nozzle with 100 mesh strainer (1/8" MPT inlet) Turbo-Flo™ Mister	blue	25/100	0.6	21DI
	TURB 10	1 gph misting/cooling nozzle (1/4" barbed inlet) Turbo-Flo™ Mister	tan	25/100	0.6	21DI
	TURB 16	1.5 gph misting/cooling nozzle (1/4" barbed inlet) Turbo-Flo™ Mister	blue	25/100	0.6	21DI
	TURU 10	1 gph misting/cooling nozzle (1/2" FIPT inlet) Turbo-Flo™ Mister	tan	25/100	0.6	21DI
	TURU 16	1.5 gph misting/cooling nozzle (1/2" FIPT inlet) Turbo-Flo™ Mister	blue	25/100	0.6	21DI
	AF 3 M	4 gph flow, take apart Agri-Flo™ Mister with 10-32 NPT inlet	black	100/1,000	0.4	21DI
	MFM 4	4 gph vortex flow Misti-Flo™ Mister with 1/4" barb inlet	black	100/1,000	0.4	21DI

All dimensions are nominal. All weights are for shipping purposes only. Price (U.S. Dollars) and availability are subject to change.