

 **EZflow**  
Gravel Free French Drain System

**GRAVEL  
FREE  
INSTALLATION**

← Poly-Rock™  
Lightweight  
Aggregate

Perforated →  
Corrugated Pipe

Filter Fabric →

**50% or more  
Labor Savings**

vs. Traditional Gravel Installations

- **Durable/Crushproof**  
See installation instructions
- **100-Year Lifespan**  
EZflow Poly-Rock™ aggregate stays intact
- **Green Build**  
Projects qualify for LEED® credits





1 Dig Trench


2 Connect & Lay EZflow in Trench

3 Cover with Soil

## Dare to Compare

	Gravel	EZflow	Advantages of EZflow vs. Gravel
Labor Savings		✓	Up to 50% labor savings
Easy to Install		✓	EZflow takes minutes versus hours for gravel
Built to Last	✓	✓	Over 100 year lifespan
100% Recycled Content		✓	EZflow Poly-Rock™ is 100% recycled content
Flow Rate		✓	EZflow flow rate is 35% better than gravel
Protects Against Soil Fines		✓	Gravel contains some soil fines
Labor Savings on Site Cleanup		✓	No gravel to clean up

### Applications



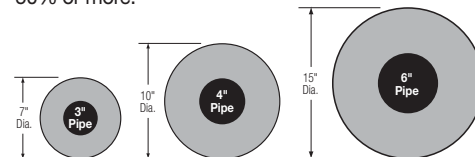

French Drain

Foundation Drain

Retaining Wall

### What is EZflow?

EZflow drain product is a 10 foot long slotted pipe surrounded by Poly Rock (polystyrene aggregate) and enclosed in a geotextile mesh. The patented EZflow **Poly-Rock aggregate** is uniquely engineered with "flow channels" designed to increase void space — and is engineered for improved water flow rates, greater storage capacity and structural integrity to resist compaction. Combining the pipe, aggregate and mesh in one product reduces the labor costs of installing a French Drain system by 50% or more.



Part #	Description	Product Diameter	Bundle Size
EZ-0701F	7" mesh with 3" slotted pipe	7"	90 ft
EZ-0701A	7" mesh without pipe	7"	90 ft
EZ-1001F	10" mesh with 4" slotted pipe	10"	50 ft
EZ-1001A	10" mesh without pipe	10"	50 ft
EZ-1501F	15" mesh with 6" slotted pipe (center)	15"	20 ft
EZ-1501FB	15" mesh with 6" slotted pipe (bottom)	15"	20 ft
EZ-1501A	15" mesh without pipe	15"	20 ft

### Accessories:

Part #	Description	Quantity/box
3C05	3" internal coupling	60/box
4C07	4" internal coupling	36/box
6C07	6" internal coupling	12/box
3C06	3" end cap	33/box
4C06	4" end cap	21/box
6C06	6" end cap	15/box

