

BRASS AND CHROME GRATES

NDS is committed to providing the highest quality solutions for your drainage problems. We use the highest quality brass. Our brushed satin or polished finish is protected by a clear film that prevents damage to the finish during shipping and installation. Try this exciting concept in drain grates for your next installation where quality and aesthetics are a must!

Strong-Practical-Functional

Our solid cast brass grates are secured to PVC collar with solid brass screws. The PVC collar can be solvent welded into sewer and drain fittings or pipe where permanent, anti-theft installation is desired. The grate can still be removed for easy cleanout.

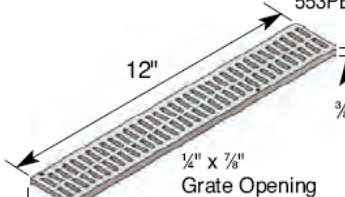
- A unique mix of beauty and function.
- Recommended for highly-visible entry areas in hotels, malls, office buildings, country clubs and estates.
- Grates are removable from collars for easy clean-out.

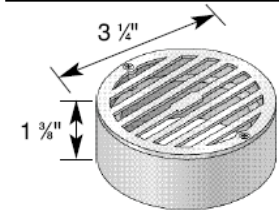
Details

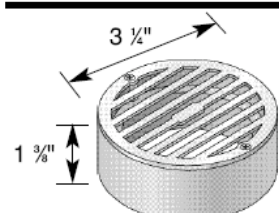
- Solid cast brass grates are secured to a PVC collar with solid brass screws for aesthetics and reliability.
- Collar can be solvent-welded onto sewer and drain fittings or pipes.
- Exceptional construction and fine finish also make these grates ideal for deck areas, walkways, swimming pools and spas.

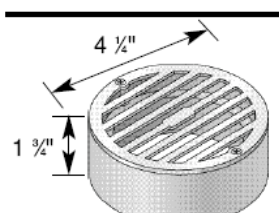
Materials and Standards

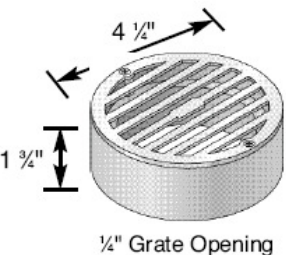

- Made with the highest-quality solid brass.
- Brushed Satin and Polished Chrome finishes are protected by a clear coat that prevents damage to the finish during shipping and installation.

Part No.	Description	Color	Pkg. Qty.	Wt. Ea. (lbs.)	List Price (EA)	Product Class	Specifications
552B	1 ft. Brass Channel Grate	Satin Brass	12	1.25	103.52	15BR	NDS #552BR or #553PB, 1 foot Mini Channel Solid Brass Grate with brass screws. Open surface area 10.00 square inches per foot. 13.10 GPM per foot.
553PB	1 ft. Brass Channel Grate	Polished Brass	12	1.25	105.72	15BR	
 <p>Fits #500 and #550 Mini Channels. (See page 30.)</p> <p>(See pg. 47) ADA Compliant/Heel-proof</p>							

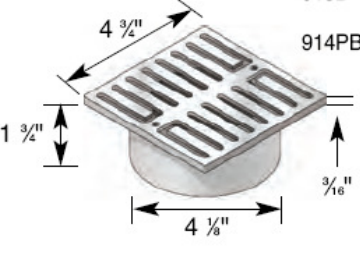

Part No.	Description	Color	Pkg. Qty.	Wt. Ea. (lbs.)	Product Class	Specifications	
909B	3" Round Brass Grate w/PVC Collar	Satin Brass	20	0.40	15BR	NDS #909B or 905PB, 3" Round Solid Brass Grate and Brass screws with PVC collar. Open surface area 2.44 square inches. 3.20 GPM.	
905PB	3" Round Brass Grate w/PVC Collar	Polished Brass	20	0.40	15BR		
 <p>Fits 2" SCH-40 Pipe and 3" Sewer and Drain Fittings.</p> <p>(See pg. 47) ADA Compliant/Heel-proof</p>							

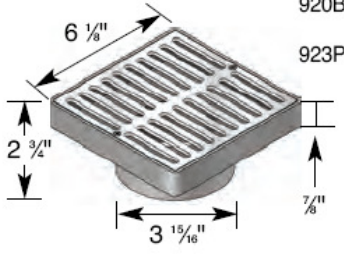

Part No.	Description	Color	Pkg. Qty.	Wt. Ea. (lbs.)	Product Class	Specifications	
915SC	3" Round Chrome Grate w/PVC Collar	Satin Chrome	20	0.40	15BR	NDS #915SC or #907PC, 3" Round Chrome Grate and screws with PVC collar. Open surface area 2.44 square inches. 3.20 GPM.	
907PC	3" Round Chrome Grate w/PVC Collar	Polished Chrome	20	0.40	15BR		
 <p>Fits 3" Sewer and Drain Fittings and 2" SCH-40 Pipe</p> <p>(See pg. 47) ADA Compliant/Heel-proof</p>							

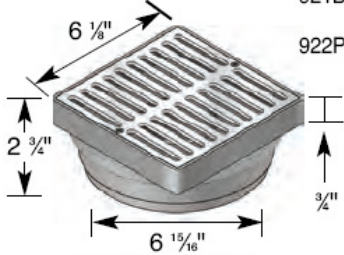

Part No.	Description	Color	Pkg. Qty.	Wt. Ea. (lbs.)	Product Class	Specifications	
910B	4" Round Brass Grate w/PVC Collar	Satin Brass	20	0.70	15BR	NDS #910B or #906PB, 4" Round Solid Brass Grate and Brass screws with PVC collar. Open surface area 5.25 square inches. 6.88 GPM.	
906PB	4" Round Brass Grate w/PVC Collar	Polished Brass	20	0.70	15BR		
 <p>Fits 3" Sewer & Drain Pipe, 4" Sewer & Drain Fittings.</p> <p>(See pg. 47) ADA Compliant/Heel-proof</p>							

Part No.	Description	Color	Pkg. Qty.	Wt. Ea. (lbs.)	Product Class	Specifications
917SC	4" Round Chrome Grate w/PVC Collar	Satin Chrome	20	0.70	15BR	NDS #917SC or #908PC, 4" Round Chrome Grate and screws with PVC collar. Open surface area 5.25 square inches. 6.88 GPM.
908PC	4" Round Chrome Grate w/PVC Collar	Polished Chrome	20	0.70	15BR	
 <p>1 3/4" height, 4 1/2" diameter, 1/2" Grate Opening</p>						
<p>Fits 3" Sewer & Drain Pipe, 4" Sewer & Drain Fittings.</p>  <p>(See pg. 47)</p> <p>ADA Compliant/Heel-proof</p>						

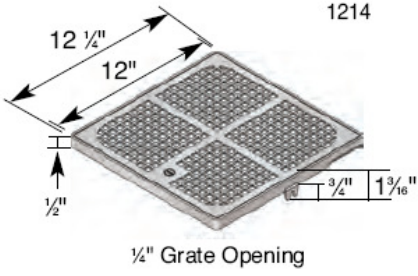
Part No.	Description	Color	Pkg. Qty.	Wt. Ea. (lbs.)	Product Class	Specifications
918B	6" Round Brass Grate w/Styrene Collar	Satin Brass	8	1.38	15BR	NDS #918B or #919PB, 6" Round Solid Brass Grate and Brass screws with styrene collar. Open surface area 13.15 square inches. 17.23 GPM.
919PB	6" Round Brass Grate w/Styrene Collar	Polished Brass	8	1.38	15BR	
 <p>2" height, 6 1/16" diameter, 3/8" Grate Opening</p>						
<p>Fits Spee-D® Basin, 6" Sewer & Drain Fittings.</p>  <p>(See pg. 47)</p> <p>ADA Compliant</p>						

Part No.	Description	Color	Pkg. Qty.	Wt. Ea. (lbs.)	Product Class	Specifications
913B	5" Square Brass Grate w/Styrene Collar	Satin Brass	10	1.40	15BR	NDS #913B or #914PB, 5" Square Solid Brass Grate with brass screws and styrene collar. Open surface area 3.00 square inches. 3.93 GPM.
914PB	5" Square Brass Grate w/Styrene Collar	Polished Brass	10	1.40	15BR	
 <p>1 3/4" height, 4 3/4" side length, 3/8" Grate Opening, 4 1/8" base width</p>						
<p>Fits 4" Sewer and Drain Fittings, 3" Sewer and Drain Pipe and 3" Triple Wall Pipe.</p>  <p>(See pg. 47)</p> <p>ADA Compliant</p>						

Part No.	Description	Color	Pkg. Qty.	Wt. Ea. (lbs.)	Product Class	Specifications
920B	6" Square Brass Grate w/Styrene Adaptor	Satin Brass	8	1.88	15BR	NDS #920B or #923PB, 6" Square Solid Brass Grate with brass colored styrene low profile adaptor and brass screws. Open surface area 22.96 square inches. 30.08 GPM.
923PB	6" Square Brass Grate w/Styrene Adaptor	Polished Brass	8	1.88	15BR	
 <p>2 3/4" height, 6 1/8" side length, 3/8" Grate Opening, 3 15/16" base width, 7/8" base height</p>						
<p>Fits 3" or 4" Sewer and Drain Pipe or Fittings, 3" or 4" Corrugated Pipe and 3" or 4" Triple Wall Pipe.</p>  <p>(See pg. 47)</p> <p>ADA Compliant</p>						

Part No.	Description	Color	Pkg. Qty.	Wt. Ea. (lbs.)	Product Class	Specifications
921B	6" Square Brass Grate w/Styrene Adaptor	Satin Brass	8	1.88	15BR	NDS #921B or #922PB, 6" Square Solid Brass Grate with brass colored styrene low profile adaptor and brass screws. Open surface area 22.96 square inches. 30.08 GPM.
922PB	6" Square Brass Grate w/Styrene Adaptor	Polished Brass	8	1.88	15BR	
 <p>2 3/4" height, 6 1/8" side length, 3/8" Grate Opening, 6 15/16" base width, 3/4" base height</p>						
<p>Fits Spee-D® Basin, 6" Sewer and Drain Pipe & Fittings.</p>  <p>(See pg. 47)</p> <p>ADA Compliant</p>						

Part No.	Description	Color	Pkg. Qty.	Wt. Ea. (lbs.)	Product Class	Specifications
1214	12"x 12" Square Grate	Manganese Bronze	1	9.00	10ND	NDS #1214, 12" Square Manganese Bronze Grate and Frame. Open surface area 36.75 square inches. 48.14 GPM.




Use with 12"x12" Catch Basin Series. Screws in tab on the frame, will secure the frame to the outside edge of 12" x 12" catch Basin Adapter. Note: **(Frame must be attached to catch basin before backfilling or encasing in concrete.)**



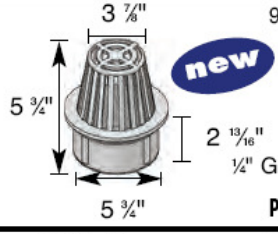
(See pg. 47)
ADA Compliant/Heel-proof

Part No.	Description	Color	Pkg. Qty.	Product Class
----------	-------------	-------	-----------	---------------




78B	4" Atrium Brass Grate	Brass	1	15BR	Open surface area 17.0 square inches. 22.27 GPM.
-----	-----------------------	-------	---	------	--

Part No.	Description	Color	Pkg. Qty.	Product Class
----------	-------------	-------	-----------	---------------



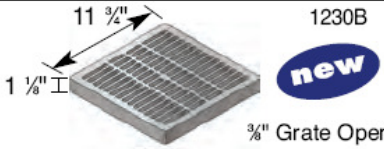
90B	6" Atrium Brass Grate	Brass	1	15BR	Open surface area 28.40 square inches. 37.20 GPM.
-----	-----------------------	-------	---	------	---

Part No.	Description	Color	Pkg. Qty.	Product Class
----------	-------------	-------	-----------	---------------



930B	9" Square Brass Grate	Brass	1	15BR	Open surface area 39.50 square inches. 51.75 GPM.
------	-----------------------	-------	---	------	---

Part No.	Description	Color	Pkg. Qty.	Product Class
----------	-------------	-------	-----------	---------------



1230B	12" Square Brass Grate	Brass	1	15BR	Open surface area 50.76 square inches. 77.95 GPM.
-------	------------------------	-------	---	------	---

Note: All dimensions are nominal. All weights are for shipping purposes only. Availability is subject to change.

For customer service, please send your fax to: 1-800-726-1998 or call 1-800-726-1994.

