




Your knowledgeable and trusted partner  
for the best in water management solutions.

## Product Catalog



Residential and Commercial Drainage | Professional Irrigation | Valve and Meter Boxes | Flow Management

MADE IN  
**USA**

2025-2026 | [ndspro.com](https://ndspro.com)





# Irrigation

Efficient drip irrigation products offer complete, system-oriented watering solutions for the Landscape industry. Product offering includes dripline, drip emitters, multioutlet devices, bubblers, micro-sprays, misters, tubing, fittings, stakes, regulators, valves and filters.




## Product Applications



### Sparse Landscape Planting

Efficient solutions deliver water directly to plants, shrubs and tree canopy areas, which includes landscapes around high-traffic areas, slopes, medians and narrow planting beds.



### Dense Landscape Planting

Precise dripline solutions deliver water to dense planting, which requires irrigation of the entire landscape area.



### Vegetable Gardens

Cost-effective solution delivers water to vegetable gardens, flower and fruit trees.



We put water in its place™



#### Point of Connection

NDS offers timers, valves, pressure regulators, and filters that connect to a hose or main irrigation line. Conversion kits allow sprinkler system conversion.



#### Blank Tubing

Available in a range of sizes from 1/8 in. (0.125 in. ID X 0.185 in. OD) to 1 in. (1.060 in. ID X 1.200 in. OD) and various colors.



#### Dripline

Built-in emitters (check valve, pressure compensating and non-pressure compensating) deliver water along the entire dripline length.



#### Fittings

Adapters, insert, compression and Smart Loc™ fittings connect sections of tubing or dripline together as well as connect to irrigation piping system.



#### Single and Multioutlet Emitters

Point source emitters, bubblers, micro-sprays in a variety of flow rates. Multioutlet emitters conveniently water a group of plants.



#### Accessories

Risers, stakes and staples support and enhance the performance of drip irrigation systems.

## Point of Connection

### Hose Bib Timer



Part No.	Description	Color	Bag Qty./ Box Qty.	Weight Ea. (lbs.)	Product Class
A675CT	Battery Hose Bib Timer	Blue	1/10	1.25	21DI

### Universal Conversion Kit & Cap-Off, Patented



Part No.	Description	Color	Bag Qty./ Box Qty.	Weight Ea. (lbs.)	Product Class
FR2 17-710	Spray-to-Drip Conversion Kit 17mm-0.710	Black	1	0.3208	21DI
CAP POP/5	Universal Cap-Off	Black	5	0.028	21DI
CAP POP/25	Universal Cap-Off	Black	25	0.0264	21DI

### Pressure-Regulating Wye Filter



Part No.	Description	Color	Bag Qty./ Box Qty.	Weight Ea. (lbs.)	Product Class
PRYF 30	Pressure Regulating Filters, 3/4" MPT, 30 PSI, 200 mesh	Black	1/5	0.25	21DI
PRYF 40	Pressure Regulating Filters, 1" MPT, 40 PSI, 200 mesh	Black	1/5	0.30	21DI


### Control Zone Kits



Part No.	Description	Bag Qty./ Box Qty.	Weight Ea. (lbs.)	Product Class
CZK 100-30F	1" Control Zone Kit with 30 PSI Pressure Regulating Filter and Flow Control	1/10	21DI	21DI
CZK 100-40F	1" Control Zone Kit with 40 PSI Pressure Regulating Filter and Flow Control	1/10	21DI	21DI

Drip Zone Kit

Reducing Bushing




1 in. THD  
1 in. MPT x 3/4 in. Female


3/4 in. Wye Filter  
YS 75



30 PSI Pressure Regulator  
PR 30R




Smart Loc™  
Multidiameter Adapter  
CMAP 75-18




OR

MIPT 710 Series Adapter  
CMAP 710




OR

MIPT 700 Series Adapter  
CMAP 700



Flow Direction



Features

- All parts in one easy to install kit
- Fits .068 in. – .710 in. OD PE Tubing
- 3/4 in. or 1 in. inlet
- 150 mesh filter prevents debris from entering the system
- 30 PSI regulator

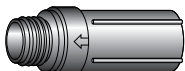
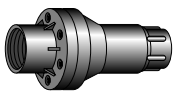
Part No.	Description	Bag Qty./ Box Qty.	Weight per 100 (lbs.)	Product Class
DZK700/710	Drip Zone Kit: 150 Mesh Filter, 30 PSI Regulator, 1-8 gpm Flow (Fits .680" – .710" OD Tubing Outlet 1" and 3/4" MIPT Inlet)	1/10	0.76	21DI

“Y” Strainers



Part No.	Description	Color	Bag Qty./ Box Qty.	Weight Ea. (lbs.)	Product Class
YS 75	"Y" Filter, 3/4" MIPT, with 150 Mesh Polyester Screen Element (10 gpm Capacity, 150 PSI Max. Pressure)	Black	1/50	33.1	21DI
YSV 75	"Y" Filter, 3/4" MIPT, with 150 Mesh Polyester Screen Element, Includes Flush Valve (10 gpm Capacity, 150 PSI Max. Pressure)	Black	1/50	35.6	21DI
YSVS 75	"Y" Filter, 3/4" MIPT, with 150 Mesh Stainless Steel Screen Element, Includes Flush Valve (10 gpm Capacity, 150 PSI Max. Pressure)	Black	1/50	36.5	21DI
YS 100	"Y" Filter, 1" MIPT, with 150 Mesh Polyester Screen Element (10 gpm Capacity, 150 PSI Max. Pressure)	Black	1/50	36.8	21DI
YSV 100	"Y" Filter, 1" MIPT, with 150 Mesh Polyester Screen Element, Includes Flush Valve (10 gpm Capacity, 150 PSI Max. Pressure)	Black	1/50	39.0	21DI
YSVS 100	"Y" Filter, 1" MIPT, with 150 Mesh Stainless Steel Screen Element, Includes Flush Valve (10 gpm Capacity, 150 PSI Max. Pressure)	Black	1/50	39.7	21DI

## Pressure Regulators



Part No.	Description	Color	Bag Qty./ Box Qty.	Weight Ea. (lbs.)	Product Class
PR 20	20 PSI, 3/4" FIPT Pressure Regulator (0.1 – 8 gpm Flow Range)	Black	10/50	31.0	21DI
PR 30	30 PSI, 3/4" FIPT Pressure Regulator (0.1 – 8 gpm Flow Range)	Black	10/50	31.0	21DI
PRM 30	30 PSI, 3/4" FIPT Pressure Regulator (2 – 20 gpm Flow Range)	Black	10/50	31.0	21DI

## Swing Joints








**Specifications:** PVC, Rated @315 PSI @ 72° F



PVC Sch. 80  
Swing Assembly  
Gray

Part No.	Description	Color (Box/Cover)	Pallet Qty.	Product Class
<b>PVC Sch. 80 Swing Assembly</b>				
TSA-0500-ST	1/2" S x M	Gray	60	42TS
TSA-0500-TT	1/2" M x M	Gray	60	42TS
TSA-0750-ST	3/4" S x M	Gray	50	42TS
TSA-0750-TT	3/4" M x M	Gray	50	42TS
TSA-1000-ST	1" S x M	Gray	25	42TS
TSA-1000-TT	1" M x M	Gray	25	42TS
TSA-1500-TT	1-1/2" M x M	Gray	15	42TS

## Landscape Sprinkler Products

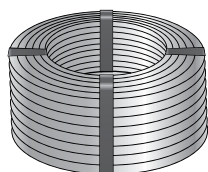
Cutoff Riser		<table><tr><th>Part No.</th><th>Description</th><th>Ctn. Qty.</th><th>Product Class</th><th>Specifications</th></tr><tr><td colspan="5">Cut-Off Risers</td></tr><tr><td>FCO-0500</td><td>1/2" x 6" Flex Cut-Off</td><td>50</td><td>42LS</td><td>Rated @ 70 PSI @ 72° F</td></tr><tr><td colspan="5">Flex Risers</td></tr><tr><td>FR-0500-4</td><td>1/2" x 4" MIPT x MIPT Flex Riser</td><td>100</td><td>42LS</td><td rowspan="4">Rated @ 70 PSI @ 72° F</td></tr><tr><td>FR-0500-4F</td><td>1/2" x 4" MPT x FPT Flex Riser</td><td>100</td><td>42LS</td></tr><tr><td>FR-0500-6</td><td>1/2" x 6" MIPT x MIPT Flex Riser</td><td>100</td><td>42LS</td></tr><tr><td>FR-0750-6</td><td>3/4" x 6" MIPT x MIPT Flex Riser</td><td>50</td><td>42LS</td></tr><tr><td colspan="5">Swing Pipe Fittings</td></tr><tr><td rowspan="6">Swing Pipe Fittings</td><td rowspan="6"></td><td>FPA-0500</td><td>Swing Pipe Adapter .490BARB x 1/2"</td><td>50</td><td>42LS</td><td rowspan="6"></td></tr><tr><td>FPA-0750</td><td>3/4" Swing Pipe Adapter</td><td>250</td><td>42LS</td></tr><tr><td>FPC-0490</td><td>.49" Swing Pipe Connector</td><td>250</td><td>42LS</td></tr><tr><td>FPE-0500</td><td>1/2" Swing Pipe Elbow</td><td>400</td><td>42LS</td></tr><tr><td>FPE-0750</td><td>3/4" Swing Pipe Elbow</td><td>250</td><td>42LS</td></tr><tr><td>FPT-0500</td><td>1/2" Swing Pipe Tee</td><td>500</td><td>42LS</td></tr><tr><td colspan="5">Shrub Adapter</td></tr><tr><td>Shrub Adapter</td><td></td><td>SAM-0500</td><td>1/2" Male Sprinkler Adapter</td><td>50</td><td>42LS</td><td>Rated @ 70 PSI @ 72° F</td></tr></table>	Part No.	Description	Ctn. Qty.	Product Class	Specifications	Cut-Off Risers					FCO-0500	1/2" x 6" Flex Cut-Off	50	42LS	Rated @ 70 PSI @ 72° F	Flex Risers					FR-0500-4	1/2" x 4" MIPT x MIPT Flex Riser	100	42LS	Rated @ 70 PSI @ 72° F	FR-0500-4F	1/2" x 4" MPT x FPT Flex Riser	100	42LS	FR-0500-6	1/2" x 6" MIPT x MIPT Flex Riser	100	42LS	FR-0750-6	3/4" x 6" MIPT x MIPT Flex Riser	50	42LS	Swing Pipe Fittings					Swing Pipe Fittings		FPA-0500	Swing Pipe Adapter .490BARB x 1/2"	50	42LS		FPA-0750	3/4" Swing Pipe Adapter	250	42LS	FPC-0490	.49" Swing Pipe Connector	250	42LS	FPE-0500	1/2" Swing Pipe Elbow	400	42LS	FPE-0750	3/4" Swing Pipe Elbow	250	42LS	FPT-0500	1/2" Swing Pipe Tee	500	42LS	Shrub Adapter					Shrub Adapter		SAM-0500	1/2" Male Sprinkler Adapter	50	42LS	Rated @ 70 PSI @ 72° F
Part No.	Description	Ctn. Qty.	Product Class	Specifications																																																																															
Cut-Off Risers																																																																																			
FCO-0500	1/2" x 6" Flex Cut-Off	50	42LS	Rated @ 70 PSI @ 72° F																																																																															
Flex Risers																																																																																			
FR-0500-4	1/2" x 4" MIPT x MIPT Flex Riser	100	42LS	Rated @ 70 PSI @ 72° F																																																																															
FR-0500-4F	1/2" x 4" MPT x FPT Flex Riser	100	42LS																																																																																
FR-0500-6	1/2" x 6" MIPT x MIPT Flex Riser	100	42LS																																																																																
FR-0750-6	3/4" x 6" MIPT x MIPT Flex Riser	50	42LS																																																																																
Swing Pipe Fittings																																																																																			
Swing Pipe Fittings		FPA-0500	Swing Pipe Adapter .490BARB x 1/2"	50	42LS																																																																														
		FPA-0750	3/4" Swing Pipe Adapter	250	42LS																																																																														
		FPC-0490	.49" Swing Pipe Connector	250	42LS																																																																														
		FPE-0500	1/2" Swing Pipe Elbow	400	42LS																																																																														
		FPE-0750	3/4" Swing Pipe Elbow	250	42LS																																																																														
		FPT-0500	1/2" Swing Pipe Tee	500	42LS																																																																														
Shrub Adapter																																																																																			
Shrub Adapter		SAM-0500	1/2" Male Sprinkler Adapter	50	42LS	Rated @ 70 PSI @ 72° F																																																																													

## Dripline

### 17mm Dura Flo™ CV

**Specifications:** Refer to Technical Specifications Document for Flowcharts and Run Length Information at [ndspro.com/specifications](https://ndspro.com/specifications)

**Shrink Wrapped Packaging**



0.660" OD  
Inline Check Valve

Part No.	Description	Color	Coil Size/Type	Weight per 100' (lbs.)	Product Class
SFCV-BR-6212-01S	0.6 gph, 17mm Dura Flo™ Inline Check Valve Dripline (0.560" ID x 0.660" OD), 12" spacing	Brown	100'/ Wrapped Coil	3.3	21DF
SFCV-BR-6212-025S	0.6 gph, 17mm Dura Flo™ Inline Check Valve Dripline (0.560" ID x 0.660" OD), 12" spacing	Brown	250'/ Wrapped Coil	3.3	21DF
SFCV-BR-6212-05S	0.6 gph, 17mm Dura Flo™ Inline Check Valve Dripline (0.560" ID x 0.660" OD), 12" spacing	Brown	500'/ Wrapped Coil	3.3	21DF
SFCV-BR-6218-025S	0.6 gph, 17mm Dura Flo™ Inline Check Valve Dripline (0.560" ID x 0.660" OD), 18" spacing	Brown	250'/ Wrapped Coil	3.3	21DF
SFCV-BR-6218-05S	0.6 gph, 17mm Dura Flo™ Inline Check Valve Dripline (0.560" ID x 0.660" OD), 18" spacing	Brown	500'/ Wrapped Coil	3.3	21DF
SFCV-BR-6412-01S	0.9 gph, 17mm Dura Flo™ Inline Check Valve Dripline (0.560" ID x 0.660" OD), 12" spacing	Brown	100'/ Wrapped Coil	3.3	21DF
SFCV-BR-6412-025S	0.9 gph, 17mm Dura Flo™ Inline Check Valve Dripline (0.560" ID x 0.660" OD), 12" spacing	Brown	250'/ Wrapped Coil	3.3	21DF
SFCV-BR-6412-05S	0.9 gph, 17mm Dura Flo™ Inline Check Valve Dripline (0.560" ID x 0.660" OD), 12" spacing	Brown	500'/ Wrapped Coil	3.3	21DF
SFCV-BR-6418-01S	0.9 gph, 17mm Dura Flo™ Inline Check Valve Dripline (0.560" ID x 0.660" OD), 18" spacing	Brown	100'/ Wrapped Coil	3.3	21DF
SFCV-BR-6418-025S	0.9 gph, 17mm Dura Flo™ Inline Check Valve Dripline (0.560" ID x 0.660" OD), 18" spacing	Brown	250'/ Wrapped Coil	3.3	21DF
SFCV-BR-6418-05S	0.9 gph, 17mm Dura Flo™ Inline Check Valve Dripline (0.560" ID x 0.660" OD), 18" spacing	Brown	500'/ Wrapped Coil	3.3	21DF
SFCV-BR-6424-05S	0.9 gph, 17mm Dura Flo™ Inline Check Valve Dripline (0.560" ID x 0.660" OD), 24" spacing	Brown	500'/ Wrapped Coil	3.3	21DF

Notes: 1,000' Coils are Available Made to Order.

Brown 17mm Tubing with no emitters can be found on page 108 – See A 660BR SKUs.



We put water in its place™

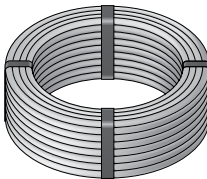
## 17mm Dura Flo™ PC

**Specifications:** Refer to Technical Specifications Document for Flowcharts and Run Length Information at [ndspro.com/specifications](https://ndspro.com/specifications)

Shrink Wrapped  
Packaging



0.660" OD  
Pressure Compensative



0.660" OD  
Pressure Compensative

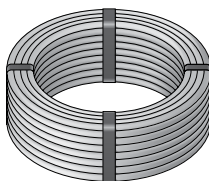
Part No.	Description	Color	Coil Size/Type	Weight per 100' (lbs.)	Product Class
SFPC-BR-17212-025S	1/2 gph, 17mm Dura Flo™ Pressure Compensating Dripline (0.560" ID x 0.660" OD), 12" spacing	Brown	250'/ Wrapped Coil	4.1	21DF
SFPC-BR-17212-05S	1/2 gph, 17mm Dura Flo™ Pressure Compensating Dripline (0.560" ID x 0.660" OD), 12" spacing	Brown	500'/ Wrapped Coil	4.1	21DF
SFPC-BR-17218-025S	1/2 gph, 17mm Dura Flo™ Pressure Compensating Dripline (0.560" ID x 0.660" OD), 18" spacing	Brown	250'/ Wrapped Coil	3.9	21DF
SFPC-BR-17412-01S	1 gph, 17mm Dura Flo™ Pressure Compensating Dripline (0.560" ID x 0.660" OD), 12" spacing	Brown	100'/ Wrapped Coil	3.3	21DF
SFPC-BR-17412-025S	1 gph, 17mm Dura Flo™ Pressure Compensating Dripline (0.560" ID x 0.660" OD), 12" spacing	Brown	250'/ Wrapped Coil	4.1	21DF
SFPC-BR-17412-05S	1 gph, 17mm Dura Flo™ Pressure Compensating Dripline (0.560" ID x 0.660" OD), 12" spacing	Brown	500'/ Wrapped Coil	4.1	21df
SFPC-BR-17418-025S	1 gph, 17mm Dura Flo™ Pressure Compensating Dripline (0.560" ID x 0.660" OD), 18" spacing	Brown	250'/ Wrapped Coil	4.7	21DF

## 16mm Dura Flo™ PC

**Specifications:** Refer to Technical Specifications Document  
for Flowcharts and Run Length Information at [ndspro.com/specifications](https://ndspro.com/specifications)



0.640" OD  
Pressure Compensative

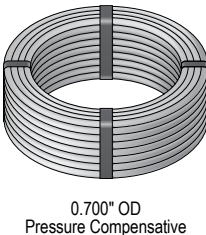
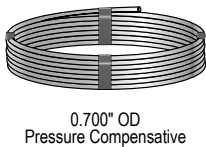


0.640" OD  
Pressure Compensative

Part No.	Description	Color	Coil Size/Type	Weight per 100' (lbs.)	Product Class
SFPC-BR-6212-025	1/2 gph, 16mm Dura Flo™ Pressure Compensating Dripline (0.550" ID x 0.640" OD), 12" spacing	Brown	250'/Coil	4.0	21DF
SFPC-BR-6212-05	1/2 gph, 16mm Dura Flo™ Pressure Compensating Dripline (0.550" ID x 0.640" OD), 12" spacing	Brown	500'/Coil	4.0	21DF
SFPC-BL-6412-01	1 gph, 16mm Dura Flo™ Pressure Compensating Dripline (0.550" ID x 0.640" OD), 12" spacing	Black	100'/Coil	4.0	21DF
SFPC-BL-6412-05	1 gph, 16mm Dura Flo™ Pressure Compensating Dripline (0.550" ID x 0.640" OD), 12" spacing	Black	500'/Coil	3.3	21DF
SFPC-BR-6412-01	1 gph, 16mm Dura Flo™ Pressure Compensating Dripline (0.550" ID x 0.640" OD), 12" spacing	Brown	100'/Coil	4.0	21DF
SFPC-BR-6412-025	1 gph, 16mm Dura Flo™ Pressure Compensating Dripline (0.550" ID x 0.640" OD), 12" spacing	Brown	250'/Coil	4.0	21DF
SFPC-BR-6412-05	1 gph, 16mm Dura Flo™ Pressure Compensating Dripline (0.550" ID x 0.640" OD), 12" spacing	Brown	500'/Coil	4.0	21DF
SFPC-BR-6418-01	1 gph, 16mm Dura Flo™ Pressure Compensating Dripline (0.550" ID x 0.640" OD), 18" spacing	Brown	100'/Coil	3.8	21DF
SFPC-BR-6418-025	1 gph, 16mm Dura Flo™ Pressure Compensating Dripline (0.550" ID x 0.640" OD), 18" spacing	Brown	250'/Coil	3.8	21DF
SFPC-BL-6418-05	1 gph, 16mm Dura Flo™ Pressure Compensating Dripline (0.550" ID x 0.640" OD), 18" spacing	Black	500'/Coil	3.8	21DF
SFPC-BR-6418-05	1 gph, 16mm Dura Flo™ Pressure Compensating Dripline (0.550" ID x 0.640" OD), 18" spacing	Brown	500'/Coil	3.8	21DF

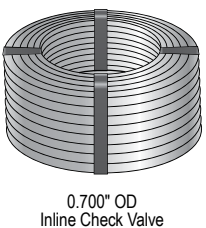
## 18mm Dura Flo™ PC

**Specifications:** Refer to Technical Specifications Document for Flowcharts and Run Length Information at [ndspro.com/specifications](https://ndspro.com/specifications)



Part No.	Description	Color	Coil Size/Type	Weight per 100' (lbs.)	Product Class
SFPC-BL-7212-01	1/2 gph, 18mm Dura Flo™ Pressure Compensating Dripline (0.600" ID x 0.700" OD), 12" spacing	Black	100'/Coil	4.7	21DF
SFPC-BR-7212-01	1/2 gph, 18mm Dura Flo™ Pressure Compensating Dripline (0.600" ID x 0.700" OD), 12" spacing	Brown	100'/Coil	4.7	21DF
SFPC-BL-7212-05	1/2 gph, 18mm Dura Flo™ Pressure Compensating Dripline (0.600" ID x 0.700" OD), 12" spacing	Black	500'/Coil	4.7	21DF
SFPC-BL-7412-01	1 gph, 18mm Dura Flo™ Pressure Compensating Dripline (0.600" ID x 0.700" OD), 12" spacing	Black	100'/Coil	4.7	21DF
SFPC-BR-7412-01	1 gph, 18mm Dura Flo™ Pressure Compensating Dripline (0.600" ID x 0.700" OD), 12" spacing	Brown	100'/Coil	4.7	21DF
SFPC-BL-7412-05	1 gph, 18mm Dura Flo™ Pressure Compensating Dripline (0.600" ID x 0.700" OD), 12" spacing	Black	500'/Coil	4.7	21DF
SFPC-BR-7412-05	1 gph, 18mm Dura Flo™ Pressure Compensating Dripline (0.600" ID x 0.700" OD), 12" spacing	Brown	500'/Coil	4.7	21DF
SFPC-BL-7418-05	1 gph, 18mm Dura Flo™ Pressure Compensating Dripline (0.600" ID x 0.700" OD), 18" spacing	Black	500'/Coil	4.5	21DF
SFPC-BR-7418-05	1 gph, 18mm Dura Flo™ Pressure Compensating Dripline (0.600" ID x 0.700" OD), 18" spacing	Brown	500'/Coil	4.5	21DF

## 18mm Dura Flo™ CV

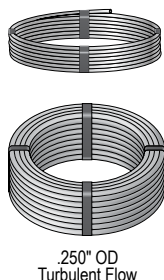


Part No.	Description	Color	Coil Size/Type	Weight per 100' (lbs.)	Product Class
SFCV-BR-7212-01	0.6 gph, 18mm Dura Flo™ Inline Check Valve Dripline (0.600" ID x 0.700" OD), 12" spacing	Brown	100'/Coil	3.3	21DF
SFCV-BR-7412-01	0.9 gph, 18mm Dura Flo™ Inline Check Valve Dripline (0.600" ID x 0.700" OD), 12" spacing	Brown	100'/Coil	3.3	21DF
SFCV-BR-7412-025	0.9 gph, 18mm Dura Flo™ Inline Check Valve Dripline (0.600" ID x 0.700" OD), 12" spacing	Brown	250'/Coil	3.3	21DF
SFCV-BR-7412-10	0.9 gph, 18mm Dura Flo™ Inline Check Valve Dripline (0.600" ID x 0.700" OD), 12" spacing	Brown	1,000'/Coil	3.3	21DF



## 1/4" Dura Flo™ Jr

**Specifications:** Refer to Technical Specifications Document for Flowcharts and Run Length Information at [ndspro.com/specifications](https://ndspro.com/specifications)



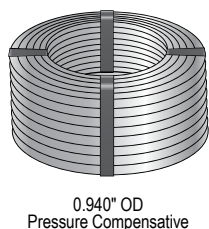
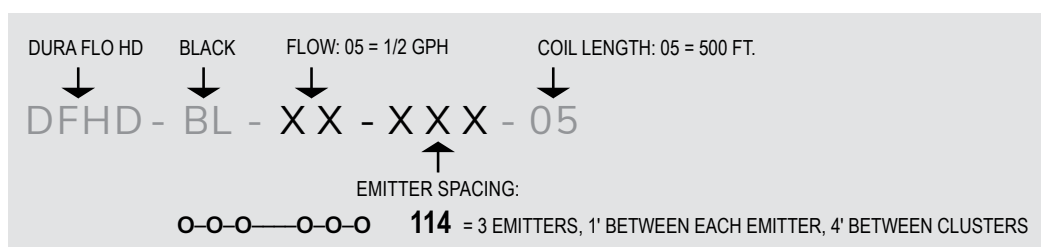
Part No.	Description	Color	Coil Size/Type	Weight per 100' (lbs.)	Product Class
SFJR-BL-06-01	1/2 gph, 1/4" Dura Flo™ Jr Dripperline (0.170" ID x 0.250" OD) 6" spacing	Black	100'/Coil	1.2	21DF
SFJR-BL-06-10	1/2 gph, 1/4" Dura Flo™ Jr Dripperline (0.170" ID x 0.250" OD) 6"rspace	Black	1,000'/Spool	1.2	21DF
SFJR-BL-12-01	1/2 gph, 1/4" Dura Flo™ Jr Dripperline (0.170" ID x 0.250" OD) 12" spacing	Black	100'/Coil	1.1	21DF
SFJR-BR-06-01	1/2 gph, 1/4" Dura Flo™ Jr Dripperline (0.170" ID x 0.250" OD) 6" spacing	Brown	100'/Coil	1.2	21DF
SFJR-BR-12-01	1/2 gph, 1/4" Dura Flo™ Jr Dripperline (0.170" ID x 0.250" OD) 12" spacing	Brown	100'/Coil	1.1	21DF

Note: Non-PC Emitter.

## Dura Flo™ HD – Heavy Duty for Commercial Applications

Dura Flo™ HD is the only 3/4 in. Heavy Duty dripline solution designed for commercial applications, offering superior durability vs. traditional PVC systems, with the design flexibility and the water efficiency of drip irrigation. Ideal for sparse uniform planting, Dura Flo™ HD offers unique spacing configurations.

### Dura Flo™ HD emitter flow rate and spacing

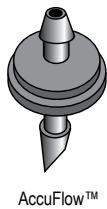


Part No.	Description	Color	Coil Size/Type	Weight per 100' (lbs.)	Product Class
DFHD-BL-10-114-05	1 gph, Dura Flo™ HD Dripline (0.790" ID x 0.940" OD), see above for spacing*	Black	500'/Coil	6.4	21DF

\*This product is made-to-order – please contact your local NDS representative for more information.

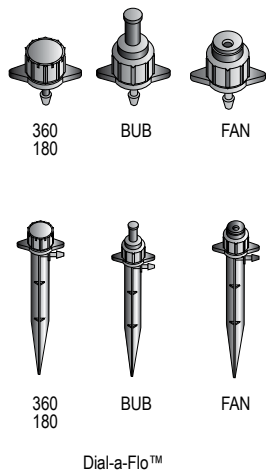
## Single Outlet Devices

### Pressure Compensating



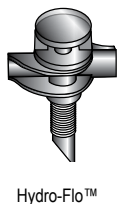
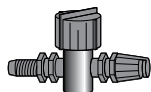
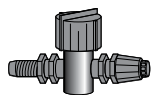
Part No.	Description	Color	Bag Qty./ Box Qty.	Weight per 100 (lbs.)	Product Class
<b>AccuFlow™</b>					
AFPC 5	1/2 gph Pressure Compensating AccuFlow™ Emitter	Blue	100/N/A	N/A	21DI
AFPC 10	1 gph Pressure Compensating AccuFlow™ Emitter	Black	100/N/A	N/A	21DI
AFPC 20	2 gph Pressure Compensating AccuFlow™ Emitter	Red	100/N/A	N/A	21DI
AFPC 20/25	2 gph Pressure Compensating AccuFlow™ Emitter	Red	25/N/A	N/A	21DI
AFPC 50	5 gph Pressure Compensating AccuFlow™ Emitter	Tan	100/N/A	N/A	21DI

### Non-Pressure Compensating



Part No.	Description	Color	Bag Qty./ Box Qty.	Weight per 100 (lbs.)	Product Class
<b>Dial-a-Flo™</b>					
DAFB 360	360°, 8 Stream, 0-10 gph, 1/4" Barbed, Adjustable Dial-a-Flo™ Emitter	Black	100/2,500	0.5	21DI
DAFB 180	180°, 5 Stream, 0-10 gph, 1/4" Barbed, Adjustable Dial-a-Flo™ Emitter	Black	100/2,500	0.5	21DI
DAFB FAN	360°, Fan Spray, 0-20 gph, 1/4" Barbed, Adjustable Dial-a-Flo™ Emitter	Black	100/2,500	0.6	21DI
DAFB BUB	Umbrella Bubbler, 0-25 gph, 1/4" Barbed, Adjustable Dial-a-Flo™ Emitter	Black	100/2,500	0.7	21DI
DAFT 360	360°, 8 Stream, 0-10 gph, 10/32 NDS Threads, Adjustable Dial-a-Flo™ Emitter	Black	100/2,500	0.6	21DI
DAFT 180	180°, 5 Stream, 0-10 gph, 10/32 NDS Threads, Adjustable Dial-a-Flo™ Emitter	Black	100/2,500	0.6	21DI
DAFT FAN	360°, Fan Spray, 0-20 gph, 10/32 NDS Threads, Adjustable Dial-a-Flo™ Emitter	Black	100/2,500	0.7	21DI
DAFT BUB	Umbrella Bubbler, 0-25 gph, 10/32 NDS Threads, Adjustable Dial-a-Flo™ Emitter	Black	100/2,500	0.8	21DI
DAFS 360	360°, 8 Stream, 0-10 gph, Adjustable Dial-a-Flo™ Emitter with 6" Stake	Black	100/1,000	1.4	21DI
DAFS 180	180°, 5 Stream, 0-10 gph, Adjustable Dial-a-Flo™ Emitter with 6" Stake	Black	100/1,000	1.4	21DI
DAFS FAN	360°, Fan Spray, 0-20 gph, Adjustable Dial-a-Flo™ Emitter with 6" Stake	Black	100/1,000	1.4	21DI
DAFS BUB	Umbrella Bubbler, 0-25 gph, Adjustable Dial-a-Flo™ Emitter with 6" Stake	Black	100/1,000	1.5	21DI

## Non-Pressure Compensating



Part No.	Description	Color	Bag Qty./ Box Qty.	Weight per 100 (lbs.)	Product Class
<b>Super-Flo™</b>					
TAE 10	1 gph, Laminar Flow, Take-Apart Super-Flo™ Emitter	Black	100/2,000	0.4	21DI
TAE 20	2 gph, Laminar Flow, Take-Apart Super-Flo™ Emitter	Green	100/2,000	0.4	21DI
TAE 40	4 gph, Laminar Flow, Take-Apart Super-Flo™ Emitter	Yellow	100/2,000	0.4	21DI
<b>Hydro-Flo™</b>					
VF 360	0-25 gph, Hydro-Flo™ Adjustable Jet (360° Pattern – Stream Spray, 10-32 NPT Inlet)*	Black	100/500	0.5	21DI
VF 180	0-25 gph, Hydro-Flo™ Adjustable Jet (180° Pattern – Fan Spray, 10-32 NPT Inlet)*	Black	100/500	0.5	21DI
VF 90	0-25 gph, Hydro-Flo™ Adjustable Jet (90° Pattern – Fan Spray, 10-32 NPT Inlet)*	Black	100/500	0.5	21DI
TF 436	0.040" Nozzle, 360° Fan Spray Single-Piece Hydro-Flo™ Jet	Blue	100/2,500	0.1	21DI
TF 536	0.050" Nozzle, 360° Fan Spray Single-Piece Hydro-Flo™ Jet	Green	100/2,500	0.1	21DI
TF 636	0.060" Nozzle, 360° Fan Spray Single-Piece Hydro-Flo™ Jet	Red	100/2,500	0.1	21DI
TF 418	0.040" Nozzle, 180° Fan Spray Single-Piece Hydro-Flo™ Jet	Blue	100/2,500	0.1	21DI
TF 518	0.050" Nozzle, 180° Fan Spray Single-Piece Hydro-Flo™ Jet	Green	100/2,500	0.1	21DI
TF 618	0.060" Nozzle, 180° Fan Spray Single-Piece Hydro-Flo™ Jet	Red	100/2,500	0.1	21DI
TF 49	0.040" Nozzle, 90° Fan Spray Single-Piece Hydro-Flo™ Jet	Blue	100/2,500	0.1	21DI
TF 59	0.050" Nozzle, 90° Fan Spray Single-Piece Hydro-Flo™ Jet	Green	100/2,500	0.1	21DI
TF 69	0.060" Nozzle, 90° Fan Spray Single-Piece Hydro-Flo™ Jet	Red	100/2,500	0.1	21DI



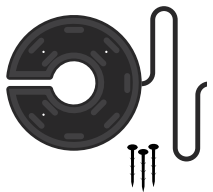
# Non-Pressure Compensating



Part No.	Description	Color	Bag Qty./ Box Qty.	Weight per 100 (lbs.)	Product Class
<b>Micro-Flo™</b>					
MFA	0-25 gph, Micro-Flo™ Adjustable Micro-Sprinkler with Shutoff (10-32 NPT Inlet)	Red	50/300	1.2	21DI
<b>Tri-Flo™</b>					
TFS 9	3 Flow Tri-Flo™ Spraystick, 90° Pattern*	Blue	100/2,000	0.6	21DI
TFS 16	3 Flow Tri-Flo™ Spraystick, 160° Pattern*	Green	100/2,000	0.7	21Dli

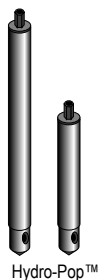
\*Use with 1/8" tubing A 185, see page 107. Not recommended for vinyl tubing

# RootWise™ Watering Pad



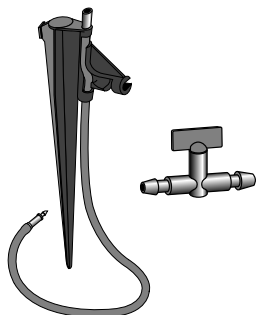
Part No.	Description	Color	Bag Qty./ Box Qty.	Product Class
RW16N1	16" Diameter 360° Watering Pad	Black	1/8	21DI

## Risers & Accessories



Part No.	Description	Color	Bag Qty./ Box Qty.	Weight per 100 (lbs.)	Product Class
<b>Hydro-Pop™</b>					
HYP 250	Hydro-Pop™ Pop-up Riser with 1/4" Compression Fit Inlet Maximum 9" Extension (Minimum Pressure Required = 15 PSI)	Black	25/100	12.9	21DI
HYPJ 250	Hydro-Pop™ Pop-up Riser with 1/4" Compression Fit Inlet Maximum 5" Extension (Minimum Pressure Required = 15 PSI)	Black	25/150	9.7	21DI
R 12	12" Riser Extension (0.160" ID x 0.300" OD)	Black	100/1,000	2.1	21DI
RATT 12	12" Riser (0.160" ID) with Threaded Adapter	Black	100/1,000	2.2	21DI
RABB 8	8" Riser (.160" ID) with Barbed Adapter	Black	100/N/A	1.5	21DI
RABT 12	12" Riser (0.160" ID) with Barbed Adapter	Black	100/1,000	2.2	21DI
S5R6	6" Riser (R6) Pre-assembled onto Elbow Stake (S5)	Black	100/400	2.5	21DI
S5R8	8" Riser (R8) Pre-assembled onto Elbow Stake (S5)	Black	100/400	2.8	21DI
S5R12	12" Riser (R12) Pre-assembled onto Elbow Stake (S5)	Black	100/600	3.6	21DI

## Stake Assemblies



Part No.	Description	Color	Bag Qty./ Box Qty.	Weight per 100 (lbs.)	Product Class
TA 24-4	Assembly Comprising 24" Vinyl Tubing, Connector and S 12 Stake (No Jet)	Black	N/A/200	10.7	21DI
TA 24-7	Assembly Comprising 24" Vinyl Tubing with Connector, Valve for Flow Adjustment and S 12 Stake	Black	N/A/200	11.1	21DI

## Multioutlet Devices

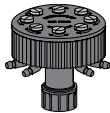
### Fixed Flow Rate Devices



Cuatro-Flo™

Part No.	Description	Color	Bag Qty./ Box Qty.	Weight per 100 (lbs.)	Product Class
<b>Cuatro-Flo™</b>					
CFL 2	2 gph/Outlet Bubbler, 4 Swivel Barbed Outlets 1/2" FIPT, Pressure Compensating Cuatro-Flo™ Bubbler	Blue	25/100	5.5	21DI
CFL 10	10 gph/Outlet Bubbler, 4 Swivel Barbed Outlets 1/2" FIPT, Pressure Compensating Cuatro-Flo™ Bubbler	Red	25/100	5.5	21DI
CFL 20	20 gph/Outlet Bubbler, 4 Swivel Barbed Outlets 1/2" FIPT, Pressure Compensating Cuatro-Flo™ Bubbler	Green	25/100	5.5	21DI

### Adjustable Flow Rate Devices



Hydroport™

Part No.	Description	Color	Bag Qty./ Box Qty.	Weight per 100 (lbs.)	Product Class
<b>Hydroport™</b>					
HPAM 4	0-20 gph, Adjustable Flow, 1/2" FIPT, 4 Port Outlet Hydroport™ Adjustable Manifold	Black	10/30	30.0	21DI
HPAM 8	0-20 gph, Adjustable Flow, 1/2" FIPT, 8 Port Outlet Hydroport™ Adjustable Manifold	Black	10/30	30.0	21DI



## Fittings & Accessories

### Smart Loc™ Multi-Diameter Fittings






Part No.	Description	Color	Bag Qty./ Box Qty.	Weight per 100 (lbs.)	Product Class
CMAF 75-18	3/4" Male Pipe Thread Adaptor (Fits 16mm, 17mm & 18mm Tubing)	Black	25/250	0.375	21DI
SLC 18	Coupling (Fits 16mm, 17mm & 18mm Tubing)	Black	25/250	0.375	21DI
CEP 18	End Plug (Fits 16mm, 17mm & 18mm Tubing)	Black	25/250	0.375	21DI
CEL 18	Elbow (Fits 16mm, 17mm & 18mm Tubing)	Black	25/250	0.375	21DI
CMAH 18	Male Hose Thread Adaptor (Fits 16mm, 17mm & 18mm Tubing)	Black	25/250	0.375	21DI
CSA 18	Swivel Adaptor Female Hose Thread (Fits 16mm, 17mm & 18mm Tubing)	Black	25/250	0.375	21DI
CMAF 5-18	1/2" Male Pipe Thread Adaptor (Fits 16mm, 17mm & 18mm Tubing)	Black	25/250	0.375	21DI
CT 18	Tee (Fits 16mm, 17mm & 18mm Tubing)	Black	25/250	0.375	21DI

# 17mm Insert Fittings



Part No.	Description	Color	Bag Qty./ Box Qty.	Weight per 100 (lbs.)	Product Class
BTMA 1750	17mm Insert x 1/2" MPT Adapter	Brown	10/bag	1.71	21DI
BTMA 1775	17mm Insert x 3/4" MPT Adapter	Brown	10/bag	2.40	21DI
BV 17	17mm Insert Ball Valve	Black	–	4.10	21DI
C 17	17mm Insert Coupling	Brown	25/bag	2.25	21DI
CX 17	17mm Insert Cross	Brown	–	–	21DI
EL 17	17mm Insert Elbow	Brown	25/bag	1.32	21DI
T 17	17mm Insert Tee	Brown	25/bag	1.73	21DI
TMA 1750	17mm Insert Tee x 1/2" MPT Adapter	Brown	–	2.35	21DI
YMA 1775	17mm Insert Y x 3/4" MPT Adapter	Brown	–	4.15	21DI

## Compression Solvent Weld Adapters


  	Part No.	Description	Color	Bag Qty./ Box Qty.	Weight per 100 (lbs.)	Product Class
	CA 250	Compression Adapter (1/2" Slip x .250" OD Tubing) Use w/A 455 Tubing (3/8" Tubing)	Orange	100/2,000	0.6	21DI
	CA 600	Compression Adapter (1/2" Slip x .610" to .640" OD Tubing) Use w/A 620 Tubing (1/2" Tubing)	Green	100/2,000	0.5	21DI
	CA 700	Compression Adapter (1/2" Slip x .680" to .704" OD Tubing) Use w/A 700 Tubing (1/2" Tubing)	Black	100/2,000	0.4	21DI
	CA 710	Compression Adapter (1/2" Slip x .704" to .710" OD Tubing) Use w/A 710 Tubing (1/2" Tubing)	Blue	100/2,000	0.4	21DI
	CA 900	Compression Adapter (3/4" Slip x .940" OD Tubing) Use w/A 940 Tubing (3/4" Tubing)	Grey	100/1,000	0.8	21DI
	SA 700	Socket Adapter - ID Bonds Over 1/2" PVC Pipe, OD Bonds into 3/4" PVC Socket Use w/A 700 Tubing (1/2" Tubing)	Black	100/600	1.5	21DI

## Compression Fittings

      	Part No.	Description	Color	Bag Qty./ Box Qty.	Weight per 100 (lbs.)	Product Class
	CC 600	Compression Coupling (Fits .610" to .640" OD Tubing i.e. A 620)	Green	25/1,000	2.8	21DI
	CC 700	Compression Coupling (Fits .680" to .704" OD Tubing i.e. A 700)	Black	25/1,000	2.8	21DI
	CC 710	Compression Coupling (Fits .704" to .710" OD Tubing i.e. A 710)	Blue	25/1,000	2.7	21DI
	CC 800	Compression Coupling (Fits .830" OD Tubing)	Black	25/500	6.0	21DI
	CC 900	Compression Coupling (Fits .940" OD Tubing i.e. A 940)	Grey	25/500	5.7	21DI
	CC 900-71	Compression Coupling (Fits .940" OD Tubing i.e. A940 and .704" to .710" OD Tubing i.e. A710 Tubing)	Black/Grey	25/500	5.7	21DI
	RCC 8090	Reducing Compression Coupling (800 Series to 900 Series)	Black/Grey	25/500	5.7	21DI
	RCC 7090	Reducing Compression Coupling (700 Series to 900 Series)	Black/Grey	25/500	4.0	21DI
	CEL 600	Compression Elbow (.610" to .640" OD Tubing i.e. A 620)	Green	25/800	3.9	21DI
	CEL 700	Compression Elbow (.680" to .704" OD Tubing i.e. A 700)	Black	25/800	3.7	21DI
	CEL 710	Compression Elbow (.704" to .710" OD Tubing i.e. A 710)	Blue	25/800	3.7	21DI
	CEL 900	Compression Elbow (Fits .940" OD Tubing i.e. A 940)	Grey	25/500	5.9	21DI
	CT 600	Compression Tee (.610" to .640" OD Tubing i.e. A 620)	Green	15/480	5.5	21DI
	CT 700	Compression Tee (.680" to .704" OD Tubing i.e. A 700)	Black	15/480	5.2	21DI
	CT 710	Compression Tee (.704" to .710" OD Tubing i.e. A 710)	Blue	15/480	5.2	21DI
	CT 900	Compression Tee (Fits .940" OD Tubing i.e. A 940)	Grey	25/300	8.4	21DI




## Compression End Caps



Part No.	Description	Color	Bag Qty./ Box Qty.	Weight per 100 (lbs.)	Product Class
CEP 600	End Plug with Cap (Fits .610" to .640" OD Tubing i.e. A 620)	Green	25/800	4.0	21DI
CEP 700	End Plug with Cap (Fits .680" to .704" OD Tubing i.e. A 700)	Black	25/800	4.0	21DI
CEP 710	End Plug with Cap (Fits .704" to .710" OD Tubing i.e. A 710)	Blue	25/800	4.0	21DI
CEP 900	End Plug with Cap (Fits .940" OD Tubing i.e. A 940)	Grey	25/600	5.1	21DI

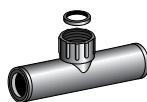
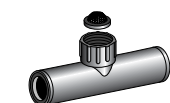
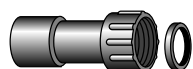
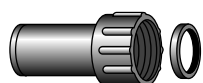
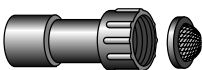
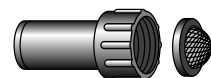
Note: All caps are unscrewing caps.

## Compression Male Adapters














Part No.	Description	Color	Bag Qty./ Box Qty.	Weight per 100 (lbs.)	Product Class
CMAH	3/4" MHT x 1/2" Slip Socket Adapter	Black	50/1,000	1.8	21DI
CMAH 700	3/4" MHT Adapter (Fits .680" to .704" OD Tubing i.e. A 700)	Black	50/1,000	2.2	21DI
CMAP 700	3/4" MIPT Adapter (Fits .680" to .704" OD Tubing)	Black	50/1,000	2.2	21DI
CMAP 710	3/4" MIPT Adapter (Fits .704" to .710" OD Tubing)	Blue	50/1,000	2.1	21DI
CMAP 800	3/4" MIPT Adapter (Fits .830" OD Tubing)	Black	25/800	3.5	21DI
CMAP 900	3/4" MIPT Adapter (Fits .940" OD Tubing)	Grey	25/800	3.3	21DI
CMAP5-600	1/2" MIPT Adapter (Fits .610" to .640" OD Tubing)	Green	50/1,000	1.6	21DI
CMAP5-700	1/2" MIPT Adapter (Fits .680" to .704" OD Tubing)	Black	50/1,000	1.5	21DI
CMAP5-710	1/2" MIPT Adapter (Fits .704" to .710" OD Tubing)	Blue	50/1,000	1.5	21DI

## Compression 3/4" Swivel Fittings



Part No.	Description	Color	Bag Qty./ Box Qty.	Weight per 100 (lbs.)	Product Class
CSA 700	3/4" FHT Swivel Adapter w/Screen (Fits .680" to .704" OD Tubing i.e. A 700)	Black	25/800	3.8	21DI
CSA 900	3/4" FHT Swivel Adapter w/Screen (Fits .940" OD Tubing i.e. A 940)	Grey	25/600	4.8	21DI
CSAW 700	3/4" FHT Swivel Adapter w/Washer (Fits .680" to .704" OD Tubing)	Black	25/800	3.5	21DI
CSAW 710	3/4" FHT Swivel Adapter w/Washer (Fits .704" to .710" OD Tubing)	Blue	25/800	3.5	21DI
CSAW 900	3/4" FHT Swivel Adapter w/Washer (Fits .940" OD Tubing)	Grey	25/600	4.7	21DI
CST 600	3/4" FHT Swivel Tee w/Screen (Fits .610" to .640" OD Tubing)	Green	15/480	6.4	21DI
CST 700	3/4" FHT Swivel Tee w/Screen (Fits .680" to .704" OD Tubing)	Black	15/480	6.2	21DI
CSTW 600	3/4" FHT Swivel Tee w/Washer (Fits .610" to .640" OD Tubing)	Green	15/480	6.0	21DI
CSTW 900	3/4" FHT Swivel Tee w/Washer (Fits .940" OD Tubing)	Grey	25/300	8.0	21DI
CSEL 700	3/4" FHT Swivel Elbow w/Screen (Fits .680" to .704" OD Tubing)	Black	25/500	4.7	21DI
CSEL 710	3/4" FHT Swivel Elbow w/Screen (Fits .704" to .710" OD Tubing)	Blue	25/500	4.7	21DI
CSELW 700	3/4" FHT Swivel Elbow w/Washer (Fits .680" to .704" OD Tubing)	Black	25/500	4.4	21DI

## Micro Fittings

	Part No.	Description	Color	Bag Qty./ Box Qty.	Weight per 100 (lbs.)	Product Class
	BB 250	Connector with Flange (Barb x Barb) (Fits 0.160" ID - 0.170" ID Tubing)	Black	100/5,000	0.1	21DI
	DBC 250	Connector (Double Barb x Double Barb) (Fits 0.160" ID - 0.170" ID Tubing)	Black	100/5,000	0.1	21DI
	BT 250	Adapter - Barb x Thread (Fits 0.160" ID - 0.170" ID Tubing) Use with A 250 (1/4" tubing), see page 107	Black	100/2,000	0.1	21DI
	TT 250	Adapter - Thread x Thread (Fits 0.160" ID - 0.170" ID Tubing) Use with A 250 (1/4" tubing), see page 107	Black	100/2,000	0.1	21DI
	C 125	Connector (Barb x Barb) (Fits 0.125" ID Tubing) Use with A 185 (1/8" tubing), see page 107	Black	100/5,000	0.1	21DI
	C 250	Connector (Barb x Barb) (Fits 0.160" ID - 0.170" ID Tubing) Use with A 250 (1/4" tubing), see page 107	Black	100/10,000	0.1	21DI
	T 250	Tee (Barb x Barb x Barb) (Fits 0.160" ID - 0.170" ID Tubing) Use with A 250 (1/4" tubing), see page 107	Black	100/3,000	0.2	21DI
	EL 250	Elbow (Barb x Barb) (Fits 0.160" ID - 0.170" ID Tubing) Use with A 250 (1/4" tubing), see page 107	Black	100/3,000	0.2	21DI
	GP 2	Dual Goof Plug (20/Rack) Use with A 250 (1/4" tubing) see page 107	Black	100/10,000	0.1	21DI
	SAT	Adapter for A 220 and A 250 Tubing, see page 107 (1/2" FIPT x Barb)	Black	100/400	1.1	21DI
	REA	Adapter for 1/4" Barbed Drip Emitter (1/2" FIPT x Emitter Socket dapter)	Black	100/400	1.3	21DI
	ST 250	Adapter for Dura-Flo™ Jr (page 97) and 1/4" Tubing, see page 107 (1/2" FIPT x 1/4" Barbed Swivel Tee)	Black	100/300	1.4	21DI
	SEL 250	Adapter for Dura-Flo™ Jr (page 97) and 1/4" Tubing (see page 107) (1/2" FIPT x 1/4" Barbed Swivel Elbow)	Black	100/300	1.4	21DI
	RA 250	Riser Extension Adapter (1/2" FIPT x 1/2" MIPT x 1/4" Barb)	Black	25/100	2.6	21DI

## Compression 1/2" Riser Adapters



Part No.	Description	Color	Bag Qty./ Box Qty.	Weight per 100 (lbs.)	Product Class
RSTW 700	1/2" Riser Swivel Tee (Fits .680" to .704" OD Tubing)*	Black	40/80	6.1	21DI
RSTW 710	1/2" Riser Swivel Tee (Fits .704" to .710" OD Tubing)*	Blue	40/80	6.0	21DI
RSELW 700	1/2" Riser Swivel Elbow (Fits .680" to .704" OD Tubing)*	Black	50/100	4.8	21DI
RSELW 710	1/2" Riser Swivel Elbow (Fits .704" to .710" OD Tubing)*	Blue	50/100	4.8	21DI

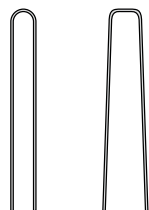
\*Products include washer.

## Figure 8 End Enclosures



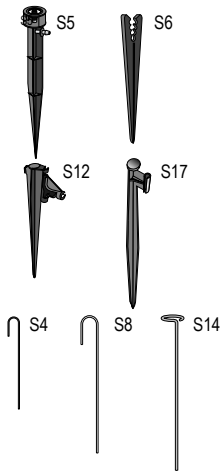
Part No.	Description	Color	Bag Qty./ Box Qty.	Weight per 100 (lbs.)	Product Class
F 870	Figure "8" End Plug (Fits .620" OD to .710" OD Tubing) Fits A 620, A 700, A 710 Tubing	Black	100/3,000	0.7	21DI
F 890	Figure "8" End Plug (Fits .830" OD to .940" OD Tubing) Fits A 940 Tubing	Black	100/1,500	1.5	21DI

## Sod Staples



Part No.	Description	Color	Bag Qty./ Box Qty.	Weight per 100 (lbs.)	Product Class
FW6	6" Sod Staple Flat Top	N/A	N/A/1,000	3.5	21DT
FW6/100	6" Sod Staple Flat Top	N/A	100/N/A	3.5	21DT
SW6	6" Sod Staple Round Top	N/A	N/A/1,000	3.4	21DT
SW6/100	6" Sod Staple Round Top	N/A	100/N/A	3.4	21DT

## Stakes



Part No.	Description	Color	Bag Qty./ Box Qty.	Weight per 100 (lbs.)	Product Class
S 5	5" Plastic Elbow Stake with 1/4" Barbed Side Inlet and 10/32 NFT Outlet	Black	100/1,500	1.4	21DI
S 6	6" Plastic Stake (Fits A 185, A 220 and A 250 Tubing, see page 107)	Black	100/3,000	1.0	21DI
S 12	12" Plastic Stake to Hold A 250/V 250 Tubing	Black	100/300	6.2	21DI
S 17	17" Plastic Stake to Support .160" ID x .300" OD Rigid Risers	Black	250/250	9.4	21DI
S 4	5" 14-Gauge Galvanized Wire Stake	Silver	100/2,500	1.2	21DI
S 8	8" 12-Gauge Galvanized Wire Stake	Silver	100/2,000	0.5	21DI
S 14	14" 11-Gauge Galvanized Wire Stabilizer Stake for Rigid Riser Jet Assemblies	Silver	50/1,000	5.0	21DI

## Valves



Part No.	Description	Color	Bag Qty./ Box Qty.	Weight per 100 (lbs.)	Product Class
BV 75	3/4" FHT x 3/4" MHT Ball Valve	Black	25/150	3.8	21di
FC 700	1/2" Flow Controlling Valve (Fits .680" to .704" OD Tubing i.e. A 700)	Black	25/200	5.4	21di
FC 710	1/2" Flow Controlling Valve (Fits .704" to .710" OD Tubing i.e. A 710)	Blue	25/200	5.4	21di
<b>Note: Not to be used as a shutoff valve.</b>					
FC 900	3/4" Flow Controlling Valve (Fits .940" OD Tubing i.e. A 940)	Grey	25/125	7.5	21di

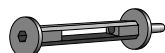


## Air/Vacuum Valves



Part No.	Description	Color	Bag Qty./ Box Qty.	Weight per 100 (lbs.)	Product Class
AVRV 50	1/2" Air/Vacuum release valve (1/2" MIPT inlet)	Black	25/100	1.6	21DI

## Hole Punches



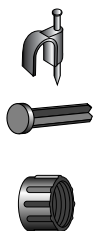
Part No.	Description	Color	Bag Qty./ Box Qty.	Weight per 100 (lbs.)	Product Class
HP 100	Hole Punch for 1/8" Fittings. Insert Tool for BT 250, TT 250 Fittings	Blue	10/150	3.8	21DI
HP 125	Hole Punch for PC Plus™, Multi-Flo™, Aqua-Flo™, Dial-a-Flo™, Super-Flo™, Misti-Flo™ and 1/4" Fittings. Insert Tool for BT 250, TT 250 Fittings.	Green	10/150	3.8	21DI

## Emitter Access Boxes



Part No.	Description	Color	Bag Qty./ Box Qty.	Weight per 100 (lbs.)	Product Class
EB 6	6" Emitter/Bubbler Access Box	Black	24/24	57.7	21DI
EBDS 6	6" Emitter/Bubbler Access Box for Desert Landscaping	Tan	24/24	57.7	21DI
EBRC 6	6" Emitter/Bubbler Access Box for Reclaimed Water	Purple	N/A/24	57.7	21DI

## Tubing Accessories and Miscellaneous



Part No.	Description	Color	Bag Qty./ Box Qty.	Weight per 100 (lbs.)	Product Class
MC 250	1/4" Mounting Clamp (Fits A 220 and A 250 Tubing)	Black	100/4,000	0.2	21DI
MC 710	1/2" Mounting Clamp (Fits A 620 and A 700 Tubing)	Black	100/1,000	0.6	21DI
BP 250	Bug Plug for A 220 and A 250	Black	100/5,000	0.1	21DI
CAP 75	3/4" FHT Cap with Washer	Black	100/1,500	1.8	21DI

We put water in its place™

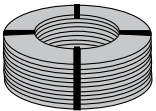
## Distribution Tubing

### Distribution & Supply Tubing

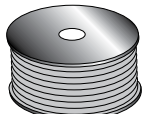
50 ft. & 100 ft. Coils in  
Shrink Wrapped Packaging



Self Coil



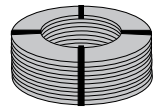
Plastic Hub (1")  
w/Chipboard Flanges



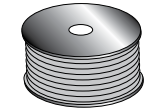
Sunburst  
Cardboard Spool



Self Coil



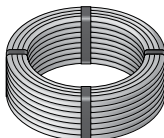
Sunburst  
Cardboard Spool



Plastic Hub (1")  
w/Chipboard Flanges



Bucket

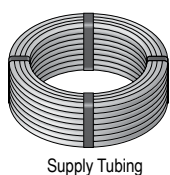

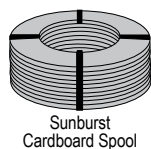

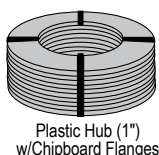


Supply Tubing

Part No.	Description	Color	Coil Size/Type	Weight per 100' (lbs.)	Product Class
A 185/100	1/8" Polyethylene Tubing (0.125" ID x 0.185" OD)	Black	100'/Coil	0.6	21DT
A 185/1000	1/8" Polyethylene Tubing (0.125" ID x 0.185" OD)	Black	1,000'/Spool	0.6	21DT
A 185V	1/8" Vinyl Tubing (0.125" ID x 0.185" OD)	Black	2,000'/Spool	1.0	21DT
A 220	1/4" Polyethylene Tubing (0.160" ID x 0.220" OD)	Black	1,500'/Spool	0.7	21DT
A 220/100	1/4" Polyethylene Tubing (0.160" ID x 0.220" OD)	Black	100'/Coil	0.7	21DT
A 220/1000	1/4" Polyethylene Tubing (0.160" ID x 0.220" OD)	Black	1,000'/Spool	0.7	21DT
A 220/2500	1/4" Polyethylene Tubing (0.160" ID x 0.220" OD)	Black	2,500'/Spool	0.7	21DT
A 220V/100	1/4" Vinyl Tubing (0.160" ID x 0.220" OD)	Black	100'/Coil	1.2	21DT
A 220V/1000	1/4" Vinyl Tubing (0.160" ID x 0.220" OD)	Black	1,000'/Spool	1.2	21DT
A 220V/2500	1/4" Vinyl Tubing (0.160" ID x 0.220" OD)	Black	2,500'/Spool	1.2	21DT
A 250	1/4" Polyethylene Tubing (0.170" ID x 0.250" OD)	Black	1,250'/Spool	1.1	21DT
A 250/50	1/4" Polyethylene Tubing (0.170" ID x 0.250" OD)	Black	50'/Coil	1.1	21DT
A 250/100	1/4" Polyethylene Tubing (0.170" ID x 0.250" OD)	Black	100'/Coil	1.1	21DT
A 250BR/100	1/4" Polyethylene Tubing (0.170" ID x 0.250" OD)	Brown	100'/Coil	1.1	21DT
A 250/500	1/4" Polyethylene Tubing (0.170" ID x 0.250" OD)	Black	500'/Spool	1.1	21DT
A 250/1000	1/4" Polyethylene Tubing (0.170" ID x 0.250" OD)	Black	1,000'/Spool	1.1	21DT
A 250/1000B	1/4" Polyethylene Tubing (0.170" ID x 0.250" OD) in Bucket	Black	1,000'/Spool in Bucket	1.1	21DT
A 250/2500	1/4" Polyethylene Tubing (0.170" ID x 0.250" OD)	Black	2,500'/Spool	1.1	21DT
A 250V/100	1/4" Vinyl Tubing (0.170" ID x 0.250" OD)	Black	100'/Coil	1.6	21DT
A 250V/1000	1/4" Vinyl Tubing (0.170" ID x 0.250" OD)	Black	1,000'/Spool	1.6	21DT
A 250V/1000B	1/4" Vinyl Tubing (0.170" ID x 0.250" OD) in Bucket	Black	1,000'/Spool in Bucket	1.6	21DT

## Distribution & Supply Tubing

All 17mm Coils in  
Shrink Wrapped Packaging



Part No.	Description	Color	Coil Size/Type	Weight per 100' (lbs.)	Product Class
A 620BR/100	1/2" Polyethylene Tubing (0.520" ID x 0.620" OD)	Brown	100'/Coil	3.6	21DT
A 620/100	1/2" Polyethylene Tubing (0.520" ID x 0.620" OD)	Black	100'/Coil	3.6	21DT
A 620/500	1/2" Polyethylene Tubing (0.520" ID x 0.620" OD)	Black	500'/Coil	3.6	21DT
A 620BR/500	1/2" Polyethylene Tubing (0.520" ID x 0.620" OD)	Brown	500'/Coil	3.6	21DT
A 660BR/100S	17mm Polyethylene Tubing (0.560" ID x 0.660" OD)	Brown	100'/ Wrapped Coil	3.8	21DT
A 660BR/250S	17mm Polyethylene Tubing (0.560" ID x 0.660" OD)	Brown	250'/ Wrapped Coil	3.8	21DT
A 660BR/500S	17mm Polyethylene Tubing (0.560" ID x 0.660" OD)	Brown	500'/ Wrapped Coil	3.8	21DT
A 700	1/2" Polyethylene Tubing (0.600" ID x 0.700" OD)	Black	500'/Coil	4.1	21DT
A 700BR	1/2" Polyethylene Tubing (0.600" ID x 0.700" OD)	Brown	500'/Coil	4.1	21DT
A 700/100	1/2" Polyethylene Tubing (0.600" ID x 0.700" OD)	Black	100'/Coil	4.1	21DT
A 700/1000	1/2" Polyethylene Tubing (0.600" ID x 0.700" OD)	Black	1,000'/Coil	4.1	21DT
A 710	1/2" Polyethylene Tubing (0.620" ID x 0.710" OD)	Black	500'/Coil	3.8	21DT
A 710GRS	1/2" Polyethylene Tubing (0.620" ID x 0.710" OD)	Black/Green Stripe	500'/Coil	3.8	21DT
A 710PS	1/2" Polyethylene Tubing (0.620" ID x 0.710" OD)	Black/Purple Stripe	500'/Coil	3.8	21DT
A 710/100RDS	1/2" Polyethylene Tubing (0.620" ID x 0.710" OD)	Black/Red Stripe	100'/Coil	3.8	21DT
A 710RDS	1/2" Polyethylene Tubing (0.620" ID x 0.710" OD)	Black/Red Stripe	500'/Coil	3.8	21DT
A 710WHS	1/2" Polyethylene Tubing (0.620" ID x 0.710" OD)	Black/White Stripe	500'/Coil	3.8	21DT
A 710YS	1/2" Polyethylene Tubing (0.620" ID x 0.710" OD)	Black/Yellow Stripe	500'/Coil	3.8	21DT
A 710/100RDS	1/2" Polyethylene Tubing (0.620" ID x 0.710" OD)	Black/Red Stripe	100'/Coil	3.8	21DT
A 940	3/4" Polyethylene Tubing (0.830" ID x 0.940" OD)	Black	500'/Coil	6.4	21DT
A 940RDS	3/4" Polyethylene Tubing (0.830" ID x 0.940" OD)	Black/Red Stripe	500'/Coil	6.4	21DT
A 940WHS	3/4" Polyethylene Tubing (0.830" ID x 0.940" OD)	Black/White Stripe	500'/Coil	6.4	21DT
A 940YS	3/4" Polyethylene Tubing (0.830" ID x 0.940" OD)	Black/Yellow Stripe	500'/Coil	6.4	21DT
A 940PS	3/4" Polyethylene Tubing (0.830" ID x 0.940" OD)	Purple Stripe	500'/Coil	N/A	21DT
A 940GRS	3/4" Polyethylene Tubing (0.830" ID x 0.940" OD)	Green Stripe	500'/Coil	6.4	21DT
A 940/100	3/4" Polyethylene Tubing (0.830" ID x 0.940" OD)	Black	100'/Coil	6.4	21DT
A 1200	1" Polyethylene Tubing (1.060" ID x 1.200" OD)	Black	500'/Coil	9.8	21DT

## IPS Flex Pipe



Part No.	Description	Color	Bag Qty./ Box Qty.	Weight per 100' (lbs.)	Product Class
IPS 50/100	1/2" IPS Flex Vinyl Pipe (0.546" ID x 0.840" OD, 0.147" Wall)	Black	100'	20.5	21DT
IPS 75/100	3/4" IPS Flex Vinyl Pipe (0.742" ID x 1.050" OD, 0.154" Wall)	Black	100'	28.5	21DT

**NOTE:** IPS Flex Pipe will work with Schedule 40 fittings.

## Swing Pipe



Part No.	Description	Color	Bag Qty./ Box Qty.	Weight per 100' (lbs.)	Product Class
SRP FLEX/20	1/2" Super Flexee™ Swing Riser Pipe (0.490" ID x 0.690" OD)	Black	20'/Coil	7.7	21DT
SRP FLEX/100	1/2" Super Flexee™ Swing Riser Pipe (0.490" ID x 0.690" OD)	Black	100'/Coil	7.7	21DT
SRP 100	1/2" Flexee™ Swing Riser Pipe (0.490" ID x 0.690" OD)	Black	100'/Coil	7.7	21DT

## Index, Professional Irrigation

Part No.	Page	Part No.	Page	Part No.	Page	Part No.	Page	Part No.	Page
A 185/100	107	A 710GRS	108	CAP POP/5	84	CSA 900	102	EBDS 6	106
A 185/1000	107	A 710PS	108	CAP POP/25	84	CSAW 700	102	EBRC 6	106
A 185V	107	A 710RDS	108	CC 600	100	CSAW 710	102	EL 17	99
A 220	107	A 710WHS	108	CC 700	100	CSAW 900	102	EL 250	103
A 220/100	107	A 710YS	108	CC 710	100	CSEL 700	102	F 870	104
A 220/1000	107	A 940	108	CC 800	100	CSEL 710	102	F 890	104
A 220/2500	107	A 940/100	108	CC 900	100	CSELW 700	102	FC 700	105
A 220V/100	107	A 940GRS	108	CC 900-71	100	CST 600	102	FC 710	105
A 220V/1000	107	A 940PS	108	CEL 18	98	CST 700	102	FC 900	105
A 220V/2500	107	A 940RDS	108	CEL 600	100	CSTW 600	102	FCO-0500	87
A 250	107	A 940WHS	108	CEL 700	100	CSTW 900	102	FPA-0500	87
A 250/50	107	A 940YS	108	CEL 710	100	CT 18	98	FPA-0750	87
A 250/100	107	A 1200	108	CEL 900	100	CT 600	100	FPC-0490	87
A 250/500	107	AFPC 5	93	CEP 18	98	CT 700	100	FPE-0500	87
A 250/1000	107	AFPC 10	93	CEP 600	101	CT 710	100	FPE-0750	87
A 250/1000B	107	AFPC 20	93	CEP 700	101	CT 900	100	FPT-0500	87
A 250/2500	107	AFPC 20/25	93	CEP 710	101	CX 17	99	FR2 17-710	84
A 250BR/100	107	AFPC 50	93	CEP 900	101	CZK 100-30F	84	FR-0500-4	87
A 250V/100	107	AVRV 50	106	CFL 2	97	CZK 100-40F	84	FR-0500-4F	87
A 250V/1000	107	BB 250	103	CFL 10	97	DAFB 180	93	FR-0500-6	87
A 250V/1000B	107	BP 250	106	CFL 20	97	DAFB 360	93	FR-0750-6	87
A 620/100	108	BT 250	103	CMAH	101	DAFB BUB	93	FW6	104
A 620/500	108	BTMA 1750	99	CMAH 18	98	DAFB FAN	93	FW6/100	104
A 620BR/100	108	BTMA 1775	99	CMAH 700	101	DAFS 180	93	GP 2	103
A 620BR/500	108	BV 17	99	CMAH 5-18	98	DAFS 360	93	HP 100	106
A 660BR/100S	108	BV 75	105	CMAH 5-18	98	DAFS BUB	93	HP 125	106
A 660BR/250S	108	C 17	99	CMAH 5-18	98	DAFS FAN	93	HPAM 4	97
A 660BR/500S	108	C 125	103	CMAH 5-18	98	DAFT 180	93	HPAM 8	97
A675CT	84	C 250	103	CMAH 75-18	98	DAFT 360	93	HYP 250	96
A 700	108	CA 250	100	CMAH 700	101	DAFT BUB	93	HYPJ 250	96
A 700/100	108	CA 600	100	CMAH 710	101	DAFT FAN	93	IPS 50/100	109
A 700/1000	108	CA 700	100	CMAH 800	101	DBC 250	103	IPS 75/100	109
A 700BR	108	CA 710	100	CMAH 900	101	DFHD-BL-10-114-05	92	MC 250	106
A 710	108	CA 900	100	CSA 18	98	DZK700/710	85	MC 710	106
A 710/100RDS	108	CAP 75	106	CSA 700	102	EB 6	106	MFA	95



We put water in its place™

## Index, Professional Irrigation

Part No.	Page	Part No.	Page	Part No.	Page	Part No.	Page	Part No.	Page
PR 20	86	S 12	105	SFJR-BL-12-01	92	SFPC-BR-17218-025S	89	TF 536	94
PR 30	86	S 14	105	SFJR-BR-06-01	92	SFPC-BR-17412-01S	89	TF 618	94
PRM 30	86	S 17	105	SFJR-BR-12-01	92	SFPC-BR-17412-05S	89	TF 636	94
PRYF 30	84	SA 700	100	SFPC-BL-6412-01	90	SFPC-BR-17412-025S	89	TFS 9	95
PRYF 40	84	SAM-0500	87	SFPC-BL-6412-05	90	SFPC-BR-17418-025S	89	TFS 16	95
R 12	96	SAT	103	SFPC-BL-6418-05	90	SLC 18	98	TMA 1750	99
RA 250	103	SEL 250	103	SFPC-BL-7212-01	91	SRP 100	109	TSA-0500-ST	86
RABB 8	96	SFCV-BR-6212-01S	88	SFPC-BL-7212-05	91	SRP FLEX/20	109	TSA-0500-TT	86
RABT 12	96	SFCV-BR-6212-05S	88	SFPC-BL-7412-01	91	SRP FLEX/100	109	TSA-0750-ST	86
RATT 12	96	SFCV-BR-6212-025S	88	SFPC-BL-7412-05	91	ST 250	103	TSA-0750-TT	86
RCC 7090	100	SFCV-BR-6218-05S	88	SFPC-BL-7418-05	91	SW6	104	TSA-1000-ST	86
RCC 8090	100	SFCV-BR-6218-025S	88	SFPC-BR-6212-05	90	SW6/100	104	TSA-1000-TT	86
REA	103	SFCV-BR-6412-01S	88	SFPC-BR-6212-025	90	T 17	99	TSA-1500-TT	86
RSELW 700	104	SFCV-BR-6412-05S	88	SFPC-BR-6412-01	90	T 250	103	TT 250	103
RSELW 710	104	SFCV-BR-6412-025S	88	SFPC-BR-6412-05	90	TA 24-4	96	VF 90	94
RSTW 700	104	SFCV-BR-6418-01S	88	SFPC-BR-6412-025	90	TA 24-7	96	VF 180	94
RSTW 710	104	SFCV-BR-6418-05S	88	SFPC-BR-6418-01	90	TAE 10	94	VF 360	94
RW16N1	95	SFCV-BR-6418-025S	88	SFPC-BR-6418-05	90	TAE 20	94	YMA 1775	99
S 4	105	SFCV-BR-6424-05S	88	SFPC-BR-6418-025	90	TAE 40	94	YS 75	85
S 5	105	SFCV-BR-7212-01	91	SFPC-BR-7212-01	91	TF 49	94	YS 100	85
S5R6	96	SFCV-BR-7412-01	91	SFPC-BR-7412-01	91	TF 59	94	YSV 75	85
S5R8	96	SFCV-BR-7412-10	91	SFPC-BR-7412-05	91	TF 69	94	YSV 100	85
S5R12	96	SFCV-BR-7412-025	91	SFPC-BR-7418-05	91	TF 418	94	YSVS 75	85
S 6	105	SFJR-BL-06-01	92	SFPC-BR-17212-05S	89	TF 436	94	YSVS 100	85
S 8	105	SFJR-BL-06-10	92	SFPC-BR-17212-025S	89	TF 518	94		

For Professional Irrigation Technical Information, Refer to  
Technical Specification documents at [ndspro.com/specifications](https://ndspro.com/specifications)

We put water in its place™

## Terms and Conditions of Sale

**Terms:** Standard terms are NET 30 days. All invoices are to be paid in US Currency. Title and risk of loss pass to buyer upon shipment.

### **FREIGHT TERMS:**

**Continental US:** Shipments that meet the \$2,000 prepaid freight minimum are DDP (Freight Prepaid). Shipments that do not meet the \$2,000 prepaid freight minimum are FCA NDS distribution center (Freight collect).

**Canada:** Shipments are CPT- Carriage Paid to customer's location in Canada. (Customer arranges customs clearance into Canada). No returns or refunds except for wrong or damaged product received.

**All other international shipments:** Shipments are FCA NDS distribution center. (Freight collect) All sales are final, no returns or refunds will be accepted/granted except for wrong product received.

**International, Hawaii, Alaska, or Puerto Rico** shipments delivered to a US intermediary (such as a freight forwarder or consolidator location in the continental US): Shipments are considered final upon receipt and checking at the US intermediary location

### **FREIGHT ALLOWANCE:**

Prepaid levels are based on shipments to one location only. It is the responsibility of the customer to determine if your purchase order meets the minimum freight allowance required. NDS reserves the right to select the carrier and point of shipment.

**Shipments within the Continental US:**  
Freight prepaid on orders of \$2,000 NET, or more.

**Shipments to Canada, Alaska, Puerto Rico:**  
Freight prepaid on orders of \$2,500 NET, or more.

**Shipments to Hawaii:**  
Freight prepaid on orders of \$3,500 NET, or more.

**Shipments to Canada, Alaska, Hawaii, Puerto Rico orders that contain EZ Flow:**  
Freight prepaid on orders of \$4,000 NET, or more.

**Errors & Claims:** All claims for shortage in shipment or damaged material must be noted on the "Bill of Lading" and a written request for credit submitted to NDS within 15 days of shipment. NDS responsibility ceases upon delivery to the carrier.

**Returned Goods:** Returned goods will be accepted only after written approval and shipping instructions are received from NDS. A return goods authorization number is required and must be on all cartons, documents, and correspondence. All returns are subject to a 25% restocking charge, freight cost of returned goods (plus "out freight if applicable"). A higher restocking charge may be assessed against any return requiring extraordinary handling costs.

**Minimum Order:** \$100.00 minimum order net billing.

**Broken Box Charge:** A 25% broken box charge will be added for other than full box quantities. 21DI Drip Components, 25DS Dura Slope Channel and 25FC Filcoten Channel are excluded from this policy.

**Limited One Year Warranty:** The liabilities of NDS are limited solely and exclusively to replacement as set forth in our standard "Statement of Warranty", alone and do not include any liability for incidental, consequential or other damage of any kind whatsoever, whether any claim is based upon theories of contract, warranty, negligence or tort and without any limitations and do not include shipping charges, labor, installation or any other losses or expenses incurred in operation of any replacement specialty item or fitting. NDS drainage products are designed to be used for exterior surface drainage only.

All NDS products are guaranteed against defects resulting from faulty workmanship or materials. Claims for labor costs and other expenses required to replace defective products or repair of any damage resulting from the use thereof will not be allowed by NDS. Our liability is limited to replacement of products acknowledged by NDS to be defective.

**Exclusive Warranties and Remedies:** The foregoing remedies are exclusive and are given and accepted in lieu of (i) any and all other warranties, expressed or implied, including without limitation the implied warranties of merchantability and fitness for particular purpose; and (ii) any obligation, liability, right, claim or remedy in contract or tort, whether or not arising from NDS, Inc.'s negligence, actual or imputed. The remedies of customer shall be limited to those provided herein to the exclusion of any and all other remedies including, without limitation, incidental or consequential damages. No agreement varying or extending the foregoing warranties or these limitations will be binding on NDS, Inc., unless such is signed in writing by an authorized officer of NDS, Inc.

The liability of NDS, Inc., hereunder shall be limited to restoring to good working order, provided that NDS, Inc., is not required to restore the product to good working order when such failure is due to causes beyond NDS, Inc.'s control, including but not limited to, acts of God, acts of civil or military authority, priorities, strikes, floods, epidemics, war, riots, and other causes that are beyond the manufacturers control.

These provisions are complete and exclusive statements of all terms and conditions between NDS, Inc., and the consumer. These provisions may not be varied, supplemented, qualified or interpreted by any prior course of dealings, written or oral or by trade usage. No NDS, Inc. agent, officer or employee has authority to make any representation, promise or warranty concerning these provisions..

Visit [ndspro.com](http://ndspro.com) for more information



Visit [ndspro.com](https://ndspro.com) for:



Videos



Calculators



Quotes



Case Studies



Design Worx



Downloads

## ndspro.com

NDS Customer Service  
851 N. Harvard Ave., Lindsay, CA 93247  
Phone: 800.726.1994 · 559.562.9888  
Fax: 800.726.1998 · 559.562.4488  
Se Habla Español

Download our  
**Mobile App - Search  
for NDS Drainage**



A Proud Member of



**California Prop 65 Warning** | To meet the requirements of California Proposition 65, it is our responsibility to inform you of the following:  
Warning Some products sold contain chemicals known to the state of California to cause cancer, birth defects, or other reproductive harm.  
For more information, please go to [www.P65Warnings.ca.gov](http://www.P65Warnings.ca.gov)