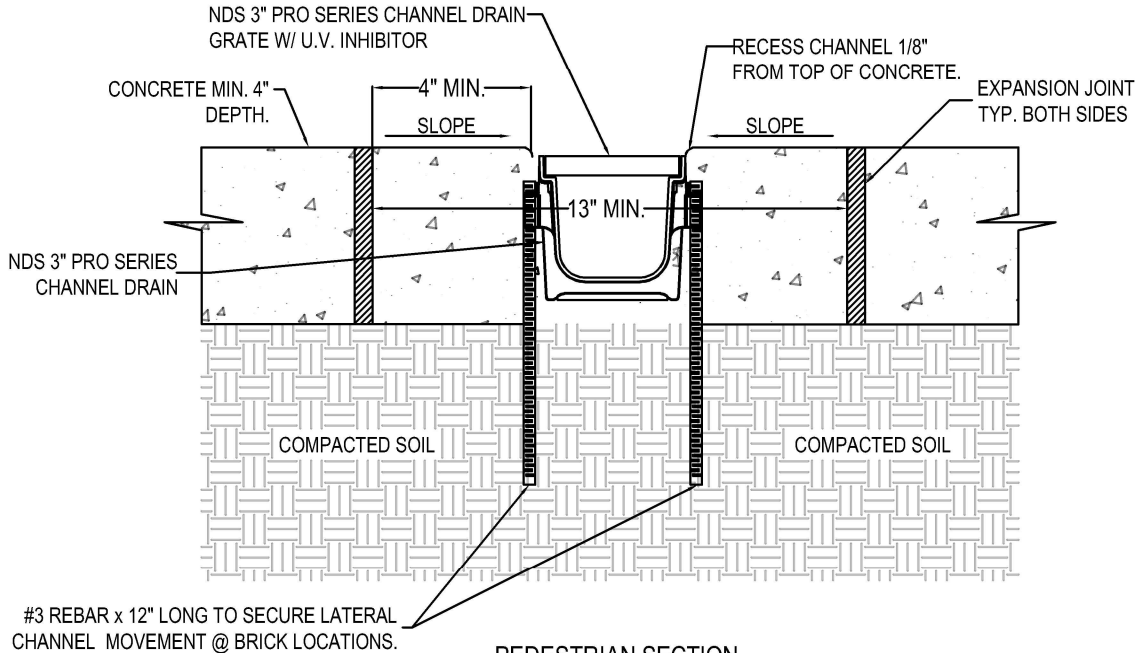


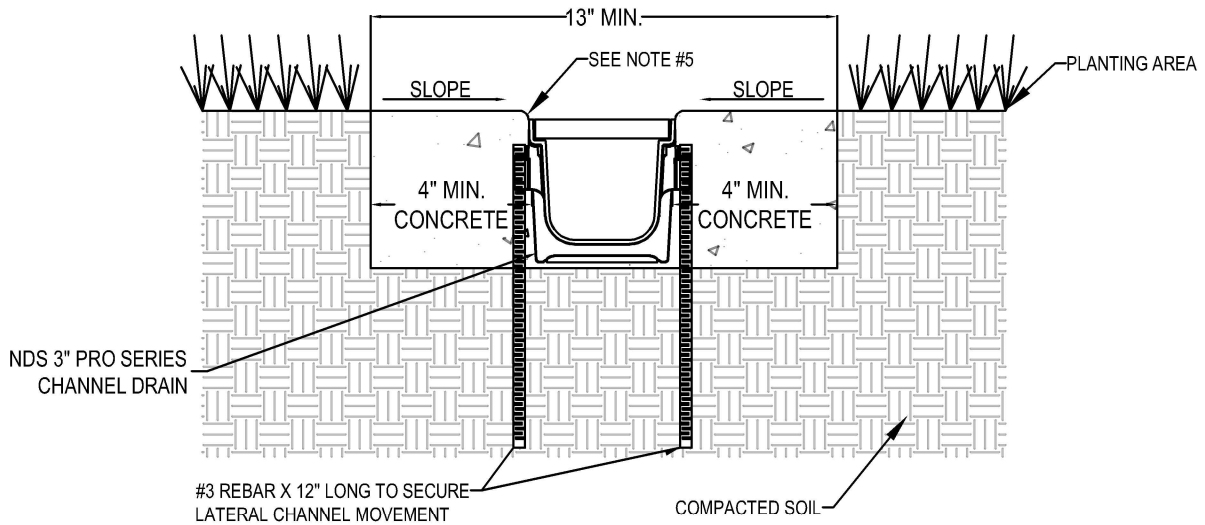


NDS
We put water in its place

INSTALLATION DETAIL



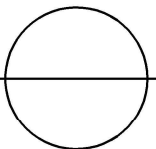
PEDESTRIAN SECTION



LANDSCAPE SECTION

NOTES:

1. INSTALLATION TO BE COMPLETED IN ACCORDANCE WITH MANUFACTURER'S SPECIFICATIONS.
2. EXPANSION AND CONTRACTION CONTROL JOINTS ARE RECOMMENDED TO PROTECT THE CHANNEL AND SURROUNDING CONCRETE. CONSULT WITH AN ENGINEER NECESSARY.
3. MINIMUM CONCRETE COMPRESSIVE STRENGTH OF 4000 PSI AND VIBRATION TO ELIMINATE AIR POCKETS IS RECOMMENDED.
4. THIS DRAWING IS INTENDED FOR USE BY ARCHITECTS, ENGINEERS AND CONTRACTORS FOR PLANNING PURPOSES.
5. RECESS CHANNEL/GRATE (1/8") FOR PEDESTRIAN TRAFFIC.
6. DRAWING IS NOT TO SCALE.



PRO SERIES CHANNEL DRAIN SYSTEM

3" PRO SERIES INSTALLATION DETAIL- LANDSCAPE & PEDESTRIAN

FOR PRODUCT ASSISTANCE, CONTACT NDS TECHNICAL SERVICE AT techservice@ndspro.com, DESIGN ASSISTANCE- designworx@ndspro.com
851 N. HARVARD AVE. LINDSAY, CA 93247 WWW.NDSPRO.COM 1-800-726-1994