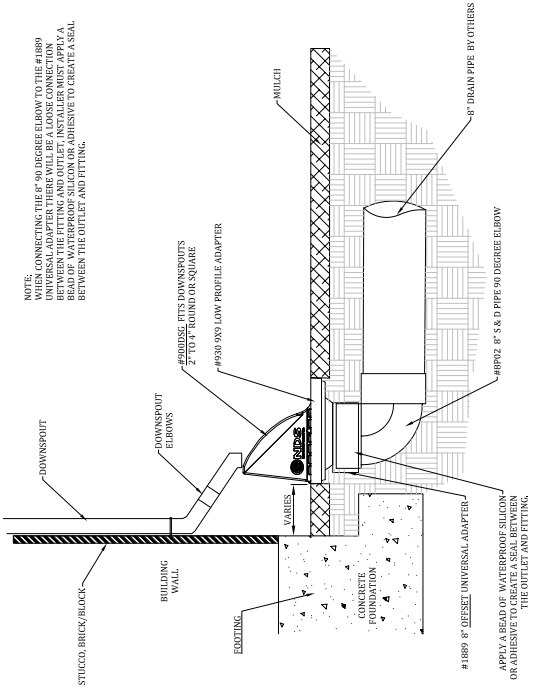


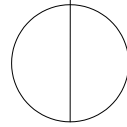
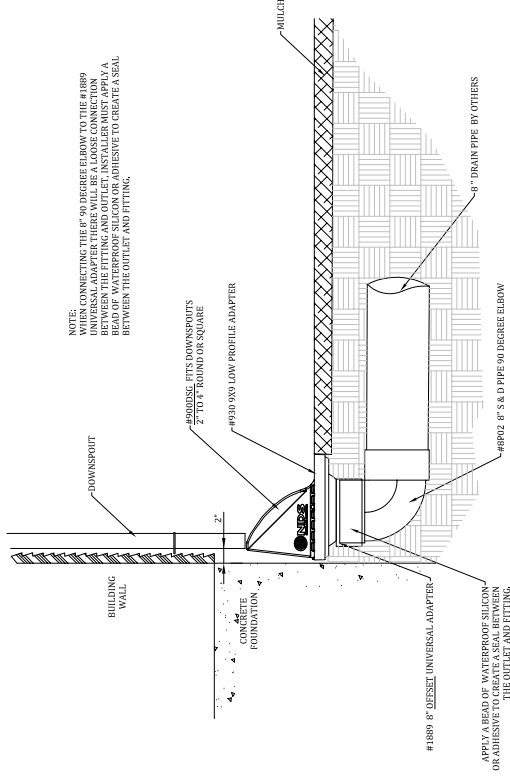


**NDS**  
We put water in its place

## INSTALLATION DETAIL



### DOWNSPUT WITH ELBOW CONNECTIONS



## 900DSG W/ 9" LOW-PROFILE C.B. INSTALLATION

9" LOW PROFILE CATCH BASIN - INSTALLATION FOR LANDSCAPE APPLICATIONS

N.T.S.

FOR PRODUCT ASSISTANCE, CONTACT NDS TECHNICAL SERVICE AT [techservice@ndspro.com](mailto:techservice@ndspro.com), DESIGN ASSISTANCE- [designworx@ndspro.com](mailto:designworx@ndspro.com)  
851 N. HARVARD AVE. LINDSAY, CA 93247 WWW.NDSPRO.COM 1-800-726-1994