

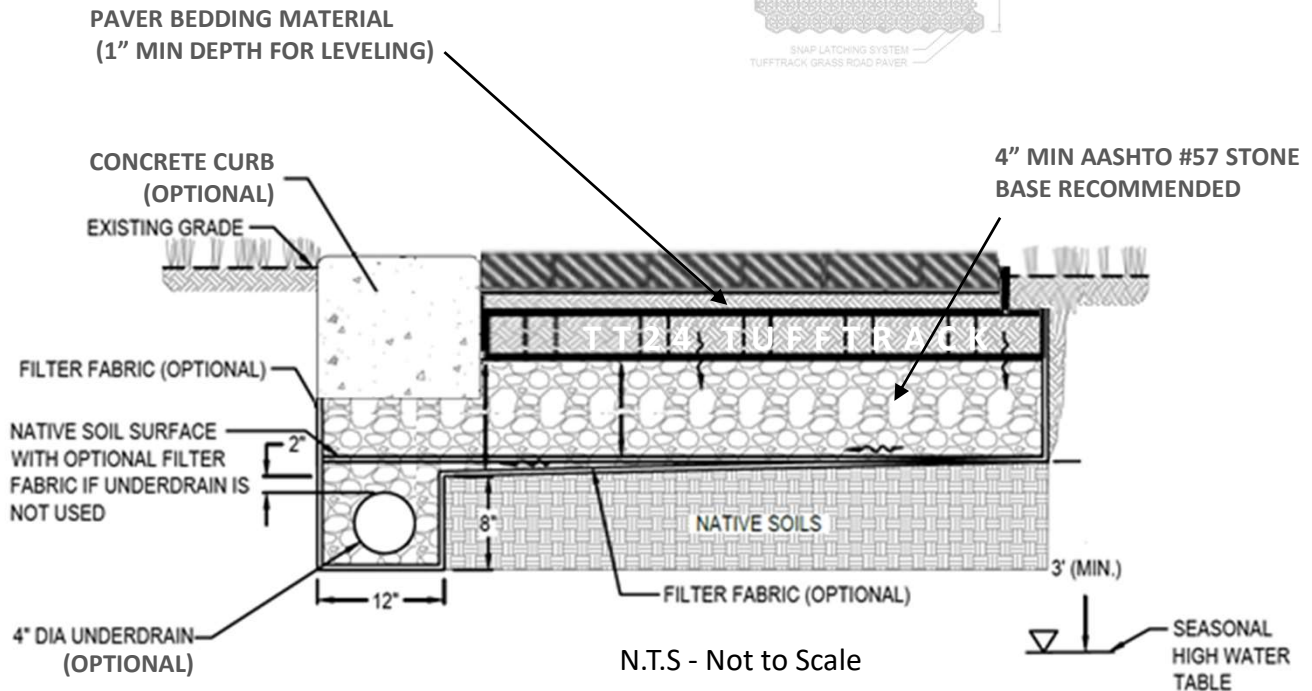



NDS, INC.
851 N. HARVARD
LINDSAY, CA 93247
WWW.NDSPRO.COM
888-825-4716

TUFFTRACK™

ENGINEERED BASE SUPPORTS H2O LOADING

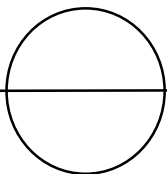
- ROADWAY SHOULDERS
- CONSULT NDS DESIGN WORX DURING DESIGN PHASE FOR SPECIFIC APPLICATION DESIGN ASSISTANCE.



COMPRESSIVE STRENGTH:

EMPTY PAVER: = ULTIMATE LOAD - 86,563 LBS /
(12" PLATE-86,563 PSF, 601 PSI)
FILLED PAVER: = ULTIMATE LOAD - 400,000 LBS /
(12" PLATE-400,000 PSF, 2,778 PSI)
(6" PLATE-400,000 PSF, 11,111 PSI)
AASHTO #57 AGGREGATE OR APPROVED EQUAL

MANUFACTURED IN LINDSAY, CA
100% RECYCLED HDPE
(50% PRE-CONSUMER / 50% POST-CONSUMER)



TT-24 UNDER UNIT PAVERS AS BASE

24" TT-24 ENGINEERED DRIVABLE PANEL BASE, H2O, FIRELANE