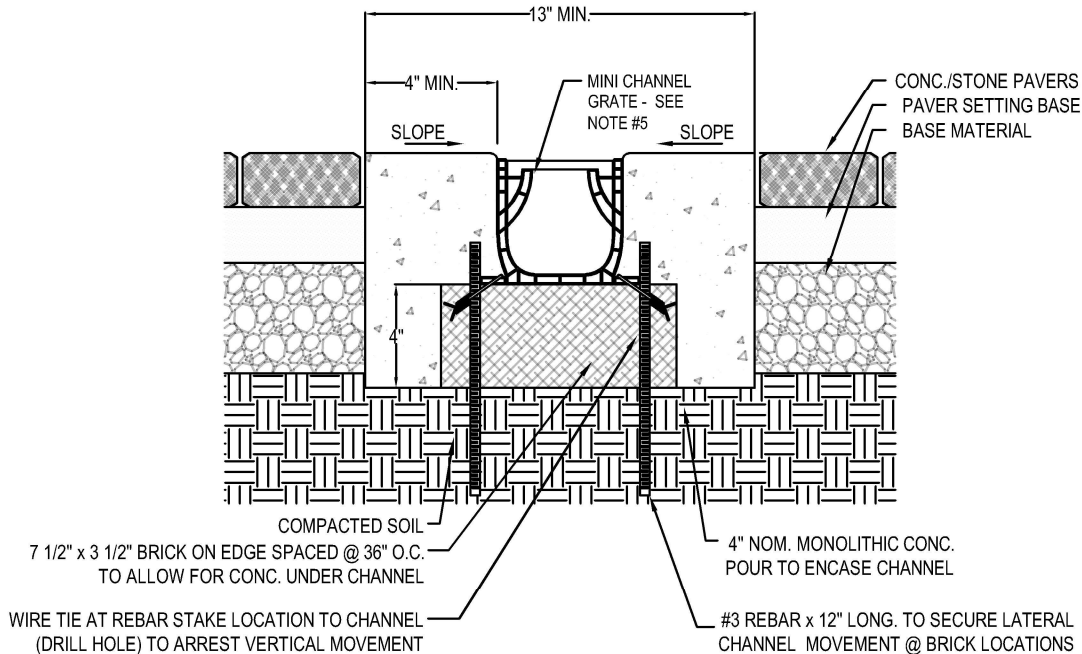
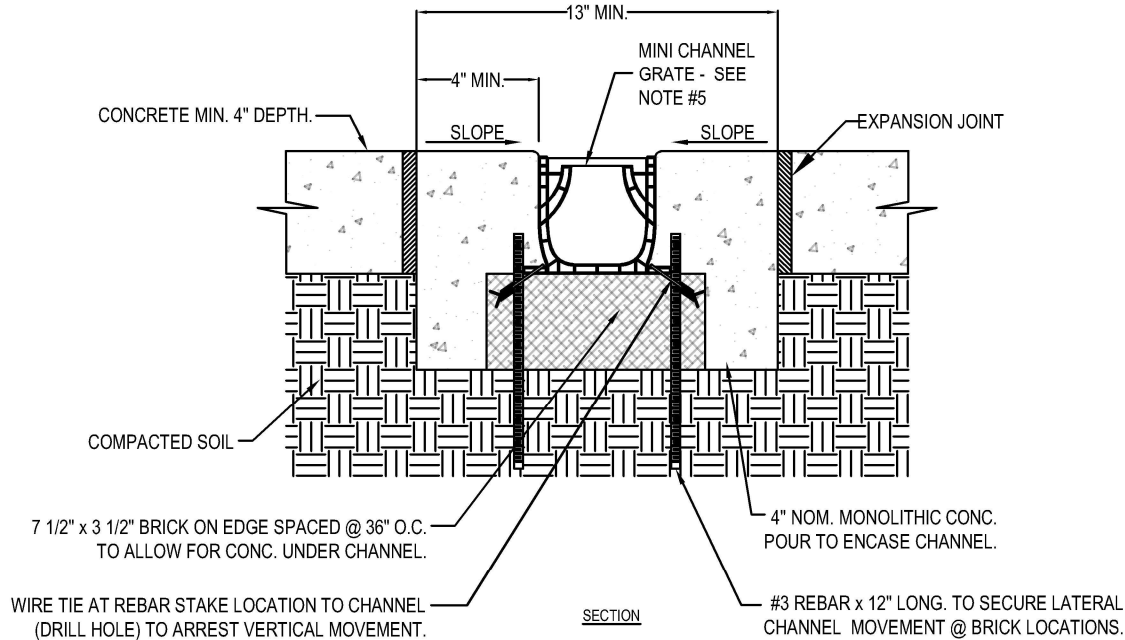




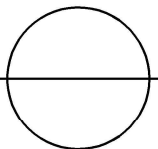
NDS
We put water in its place

INSTALLATION DETAIL



NOTES:

- EXISTING SOILS SHOULD BE EVALUATED TO ENSURE PROPER STRUCTURAL AND PERMEABILITY PROPERTIES.
- INSTALLATION TO BE COMPLETED IN ACCORDANCE WITH MANUFACTURER'S SPECIFICATIONS.
- DO NOT SCALE DRAWING.
- THIS DRAWING IS INTENDED FOR USE BY ARCHITECTS, ENGINEERS, CONTRACTORS, CONSULTANTS AND DESIGN PROFESSIONALS FOR PLANNING PURPOSES ONLY.
- RECESS CHANNEL/GRATE $\frac{1}{8}$ " BELOW GROUND SURFACE.
- ALL INFORMATION CONTAINED HEREIN WAS CURRENT AT THE TIME OF DEVELOPMENT BUT MUST BE REVIEWED AND APPROVED



SPEE-D CHANNEL INSTALLATION
VEHICULAR TRAFFIC - CONCRETE, PAVERS

FOR PRODUCT ASSISTANCE, CONTACT NDS TECHNICAL SERVICE AT techservice@ndspro.com, DESIGN ASSISTANCE- designworx@ndspro.com
851 N. HARVARD AVE. LINDSAY, CA 93247 WWW.NDSPRO.COM 1-800-726-1994