




WHITE PVC TRUE UNION SPRING CHECK VALVE

RATED @200 PSI STATIC PRESSURE @ 72°F
 MOLDED IN THE USA
 MADE OF PVC TYPE I MATERIAL
 EPDM WASHER & O-RING

IPS SLIP X IPS SLIP CONNECTION

IPS—IRON PIPE SIZE
 (SAME AS SCH. 40 PIPE)



PART #	
OPEN PSI	FULL OPEN PSI

PART NUMBER		A	B	C	D	WEIGHT	IPS
		(INCHES)	(INCHES)	(INCHES)	(INCHES)	(LBS)	CONNECTION
1/2# SPRING	2# SPRING	1.38	2.21	6.13	4.06	0.45	3/4" IPS
1700C07	N/A						
2.50 PSI							
1700C10	N/A	1.65	2.48	6.71	4.36	0.65	1" IPS
1.32 PSI	3.02 PSI						
1700C15	1702C15	2.25	3.34	8.22	5.12	1.20	1 1/4" IPS
0.86 PSI	2.48 PSI						
1700C20	1702C20	2.71	3.98	9.67	6.13	2.05	2" IPS
0.94 PSI	2.51 PSI						
1700C25	N/A						2 1/2" IPS
PSI	PSI						
1700C30	N/A	4.00	5.20	13.13	8.59	4.55	3" IPS
0.06 PSI	0.30 PSI						

NOTE: VALVE IS CONSIDERED OPEN WHEN SPRING IS COMPRESSED 1/8". FULL OPEN IS COMPLETE COMPRESSION OF SPRING. FOR 1/2" AND 3/4" VALVES FULL OPEN IS APPROXIMATELY 1/8". LENGTH VARIES WITH TIGHTNESS OF END NUT

