

TRIPLE SWING JOINTS ASSEMBLY

RATED @315 PSI STATIC PRESSURE @ 73°F
MOLDED IN THE USA

MADE OF PVC TYPE I
EPDM O-RING / ACME THREAD SEALS

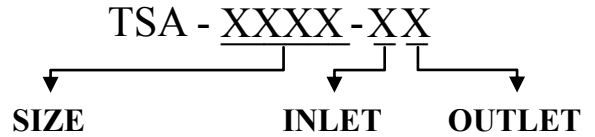
ABBREVIATIONS:

BSP—BRITISH STANDARD PIPE
MIPT—MALE IRON PIPE
THREAD

LIE LENGTHS:

1/2" (0500) = 10"
3/4" (0750) = 10"
1" (1000) = 12"
1 1/4" (1250) = 12"
1 1/2" (1500) = 12"

QUICK PART NUMBER GUIDE






SIZES AVAILABLE		
STANDARD	INLET SIZE (INCHES)	OUTLET SIZE (INCHES)
0500	1/2	1/2
0750	3/4	3/4
1000	1	1
1250	1 1/4	1 1/4
1500	1 1/2	1 1/2
DUAL SIZE	INLET SIZE (INCHES)	OUTLET SIZE (INCHES)
1210	1 1/4	1
1215	1 1/4	1 1/2
1512	1 1/2	1 1/4

INLET CONFIGURATIONS	
PREFIX	DESCRIPTION
B	BSP THREAD
C	SOCKET
L	LONG SPIGOT (4")
S	STANDARD SPIGOT
T	MIPT

OUTLET CONFIGURATIONS	
SUFFIX	DESCRIPTION
A	ACME THREAD
B	BSP THREAD
C	SOCKET
R	TRIPLE OUT (MIPT)
T	MIPT






DUAL SIZES ONLY AVAILABLE IN
-TT, -ST, & -CT CONFIGURATIONS

PART NUMBER	CONNECTION SIZE	CONNECTION TYPE	WEIGHT	PICTURE
TSA-0500-TT	1/2" X 1/2"	MIPT X MIPT	0.55	
TSA-0750-TT	3/4" X 3/4"		0.70	
TSA-1000-TT	1" X 1"		1.25	
TSA-1210-TT	1 1/4" X 1"		1.80	
TSA-1250-TT	1 1/4" X 1 1/4"		1.85	
TSA-1215-TT	1 1/4" X 1 1/2"		1.90	
TSA-1500-TT	1 1/2" X 1 1/2"		2.00	
TSA-1512-TT	1 1/2" X 1 1/4"	1.95		
TSA-0500-TC	1/2" X 1/2"	MIPT X SOCKET	0.55	
TSA-0750-TC	3/4" X 3/4"		0.75	
TSA-1000-TC	1" X 1"		1.15	
TSA-1250-TC	1 1/4" X 1 1/4"		1.90	
TSA-1500-TC	1 1/2" X 1 1/2"		2.00	
TSA-0500-TR	1/2" X 1/2"	MIPT X TRIPLE OUT MIPT	0.55	
TSA-0750-TR	3/4" X 3/4"		0.70	
TSA-1000-TR	1" X 1"		1.50	
TSA-1250-TR	1 1/4" X 1 1/4"		1.90	
TSA-1500-TR	1 1/2" X 1 1/2"		2.00	





TRIPLE SWING JOINTS ASSEMBLY

PART NUMBER	CONNECTION SIZE	CONNECTION TYPE	WEIGHT	PICTURE
TSA-1000-TA	1" X 1"	MIPT X ACME THREAD	1.25	SEE BELOW
TSA-1250-TA	1 1/4" X 1 1/4"		1.90	
TSA-1500-TA	1 1/2" X 1 1/2"		2.00	
TSA-0500-TB	1/2" X 1/2"	MIPT X BSP THREAD	0.55	
TSA-0750-TB	3/4" X 3/4"		0.70	
TSA-1000-TB	1" X 1"		1.20	
TSA-1250-TB	1 1/4" X 1 1/4"		1.90	
TSA-1500-TB	1 1/2" X 1 1/2"	2.00		
TSA-0500-ST	1/2" X 1/2"	SPIGOT X MIPT	0.50	
TSA-0750-ST	3/4" X 3/4"		0.70	
TSA-1000-ST	1" X 1"		1.20	
TSA-1210-ST	1 1/4" X 1"		1.90	
TSA-1250-ST	1 1/4" X 1 1/4"		1.90	
TSA-1215-ST	1 1/4" X 1 1/2"		1.85	
TSA-1500-ST	1 1/2" X 1 1/2"	2.00		
TSA-0500-SC	1/2" X 1/2"	SPIGOT X SOCKET	0.55	
TSA-0750-SC	3/4" X 3/4"		0.65	
TSA-1000-SC	1" X 1"		1.25	
TSA-1250-SC	1 1/4" X 1 1/4"		1.75	
TSA-1500-SC	1 1/2" X 1 1/2"		2.00	
TSA-0750-LT	3/4" X 3/4"	LONG SPIGOT X MIPT	0.75	SEE BELOW
TSA-1000-LT	1" X 1"		1.35	
TSA-1250-LT	1 1/4" X 1 1/4"		1.90	
TSA-1500-LT	1 1/2" X 1 1/2"	2.00		
TSA-0500-CT	1/2" X 1/2"	SOCKET X MIPT	0.55	
TSA-0750-CT	3/4" X 3/4"		0.70	
TSA-1000-CT	1" X 1"		1.30	
TSA-1210-CT	1 1/4" X 1"		1.90	
TSA-1250-CT	1 1/4" X 1 1/4"		1.90	
TSA-1500-CT	1 1/2" X 1 1/2"		2.00	
TSA-0500-BB	1/2" X 1/2"	BSP THREAD X BSP THREAD	0.55	
TSA-0750-BB	3/4" X 3/4"		0.75	
TSA-1000-BB	1" X 1"		1.25	
TSA-1250-BB	1 1/4" X 1 1/4"		1.85	
TSA-1500-BB	1 1/2" X 1 1/2"		2.00	

